

S_trategram

Volume 21 • Number 6 • October 2009
The University of Kansas Center for Research on Learning

Last Issue

Julie Tollefson
Center
for Research
on Learning

For the last 13 years, it has been my pleasure to be the editor of this fine publication.

Our mission for 21 years was to use *Strategram* as an effective vehicle to support teachers as they used Strategic Instruction Model® interventions in their classrooms. We filled *Strategram's* pages with reports of our research findings, announcements and detailed descriptions of new SIM products, and activities and tips for teaching with Learning Strategies and Content Enhancement Routines.

We believe *Strategram* served its audience well.

Now, changes in society, in education, in communication, and especially in technology have opened new avenues for us to explore together. This will be the last issue of *Strategram*. Its successor is likely to be a mix of free and subscription-based collections of materials, all of which will be available through our web site. Our continuing goal will be to provide support for classroom teachers as well as SIM Professional Developers, instructional coaches, administrators, and others involved in implementing SIM, the Content Literacy Continuum®, and other products developed by the Center for Research on Learning.

The structure of *Strategram*—eight pages six times a year—limited the amount and types of material we could share with you. All items accepted for

inclusion had to fit within the space available and had to be reproducible in a paper format, effectively ruling out video, audio, and other forms of multimedia.

Strategram's replacement will have none of those limitations. The Internet offers an immediacy and a flexibility that will allow us to deliver our support for your efforts in new ways. New classroom activities and tips can be posted as soon as they are received, without waiting for the next scheduled publication. Internet technology will make it possible for us to categorize materials in a meaningful and easily accessible way. If you need an activity to support *Paraphrasing Strategy* instruction, for example, you'll be able to search the archives to see what materials tagged for use with *Paraphrasing* are available. Finally, our web-based replacement for *Strategram* will be available at all hours of the day or night, from any computer with an Internet connection.

Look for the debut of this new product within the next few months. How will you know? Follow us on Twitter (@StrateTweets, @KUCRL) to receive updates on our progress. Watch our web site (<http://kucrl.org>) and the Professional Development Research Institute's web site (<http://pdri.kucrl.org>) for announcements and opportunities to help us build a great replacement for *Strategram*.



On the house: Free resources support use of SIM®, CLC®

The Center's web site already offers many free resources to support your SIM® efforts. If you haven't been using these or you weren't aware of all the goodies available to you, now is the perfect time to explore these offerings.

Article Archives. This section of our site contains articles—many of which first appeared in *Strategram*—grouped into such categories as Content Enhancement, In the Classroom, and Successful SIM Programs. Examples of topics you will find here: creative uses of the *Course Organizer Routine*; the relationship between Content Enhancement Routines and Learning Strategies; ideas for adapting SIM interventions for use with students with visual impairments. <http://kucrl.org/library/archive.shtml>

Presentations. When the Center's researchers and staff present at conferences and workshops, they often make their slides

and handouts available here. We've recently added a wealth of materials—slides, articles, links—featured in Don Deshler's talks on adolescent literacy. For samples, check out the links under the 2009 talk presentation in Chico, California." <http://kucrl.org/library/presentations.shtml>.

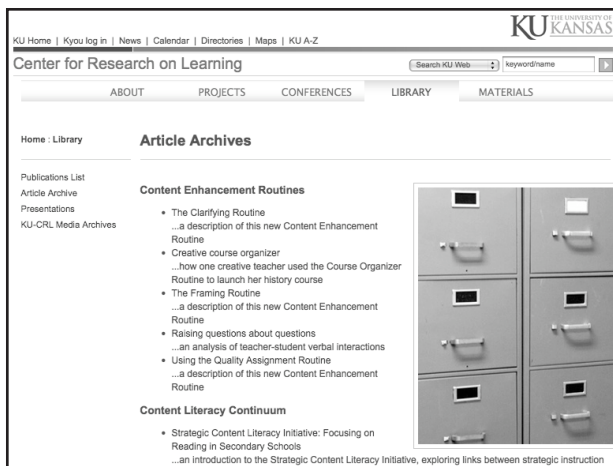
Strategic Instruction Model®. Here, you will find descriptions of all strategies and routines; SIM, Learning Strategies, and Content Enhancement brochures (pdf format); video testimonials; frequently asked questions; and more. Plans include adding descriptive articles for each strategy and routine and building

a research section. Watch for announcements on Twitter and our home page as this part of our site continues to grow. <http://kucrl.org/sim>

Content Literacy Continuum®. This section includes an overview of CLC, videos that capture key ideas and components for improving adolescent literacy, and reference materials. <http://clc.kucrl.org>

Professional Development for Teachers. The Center offers a full schedule of classes and workshops each summer as opportunities for teachers to learn more about SIM interventions. Check this page for descriptions of the classes and registration information. <http://kucrl.org/institutes>

Calendar. The box on the right side of our home page lists the next three or four scheduled events at the Center. At the bottom of the list, click on the link to view the full calendar, a year's worth of events, classes, conferences, and workshops. <http://kucrl.org>



The Magic Fold

Contributed by **Bruce Noah**, Exceptional Education Specialist, Davenport Community School District, Davenport, Iowa

Presented for the "Neatest Thing for Content Enhancement" session during the 2008 International SIM Conference

ADVANCE ORGANIZER

I used this idea as an opener for approximately 100 teachers who had already attended several professional development sessions on the *Vocabulary LINCing Routine*. This activity really generates interest and excitement and gets your session off to a great start. It's all about having a good time while learning and using tactile and kinesthetic learning styles to focus on some-

thing new. Teachers can make a Magic Fold and take it to their classrooms to show to their students the next day.

The basic idea is a foldable product that can be used as a LINCing table. It works very well for self-testing both forward and backward.

CUE

Today, we are going to make a Magic Fold that we can use as a LINCing table to help us to learn vocabulary words.

DO

These are the materials that you will need:

- **Two colors of 8½- x 11-inch construction paper.**

Use contrasting colors of construction paper. For our workshop, we used red and yellow.



Bruce Noah

Each person gets one sheet of red. Partners will share one sheet of yellow.

Note: You also can use contrasting colors of card stock for a sturdier product.

- **Scissors**
- **Ball point pens**

Why?

The pens show up so much better on the construction paper and are easier to work with than markers.

Participants should choose a partner to work with and distribute the materials.

Continued on page 4

MAGIC FOLD

(cont. from page 3)


STEP-BY-STEP INSTRUCTIONS

Model each step for the group and then have each person make their own.

1. Participants should pick a partner to work with.
2. Distribute one sheet of red construction paper to each participant. Distribute one sheet of yellow construction paper to each partner pair (each person will use half a sheet of yellow construction paper).

Instructions for RED sheet

3. Each person folds his or her red sheet in half and then folds it in half again. (Some



like to say hamburger fold then hot dog fold.)

4. Unfold the red sheet to the half fold or hamburger fold.
5. Make three equally spaced cuts on the **folded** edge. (See illustration above.)

Instructions for YELLOW sheet


6. Partners fold their yellow sheet in half and then fold it in half again.
7. Unfold the yellow sheet completely.
8. Cut the yellow sheet along the folded lines. Each pair of partners now will have four strips of yellow construction paper.
9. Each partner takes two strips of yellow construction paper.

Weaving it all together


10. Weave one strip of yellow construction paper through the red sheet, down one of

Continued on page 5


Fold the side flaps inward, then fold back from center



Hold the edges and fold open



You now see the backs of the woven strips



MAGIC FOLD

(cont. from page 4)



the sides of the whole page, beginning with the yellow sheet on top.

11. Weave the second strip of yellow construction paper through the red sheet, beginning with the yellow sheet underneath.
12. Lay the woven sheet flat on the table in front of you.
13. Fold the side flaps inward to make the appearance of double doors (see illustration on page 4).

14. Fold the sides of the sheet backwards (hot dog fold).
15. Hold the edges and fold open (see illustration on page 4). You should now see the back of the woven strips.
16. You can now **List the Parts and Identify a Reminding Word** on the front.
17. On the inside, you write the **LINCing Story** and **LINCing Picture**.
18. Once the Magic Fold is completed you can use it to **Self-Test**.

REVIEW

- Circulate to see whether everyone has been successful.
- Model the steps by using your original, if people are still working to complete the Magic Fold.
- Take your original apart and talk through each of the steps as you put it back together.
- What went well?
- What would you change or do differently?



PROFESSIONAL DEVELOPMENT OPPORTUNITIES 2010

Descriptions and Registration Forms at <http://kucrl.org/institutes>

The University of Kansas Center for Research on Learning invites you to explore effective instructional methods through our series of institutes geared toward classroom teachers, higher education faculty, and instructional coaches. These institutes are practical, hands-on experiences that will enable you to implement Strategic Instruction Model® (SIM) interventions or instructional coaching methods effectively. For experienced SIM teachers who successfully complete an application process, we offer an institute to begin the process for SIM Professional Developer certification.

Fees cover the cost of materials and instruction. Participants will be responsible for their own transportation, housing, and meals.

Cancellations requested after the registration deadline: A full refund of registration fees, less a \$25 administrative fee, will be available. A \$15 fee will be charged for returned checks. KU reserves the right to cancel the course and return all fees in the event of insufficient registration. The liability of the University of Kansas is limited to the registration fee. The University of Kansas will not be responsible for any losses incurred by registrations, including but not limited to airline cancellation charges or hotel deposits.

Privacy Policy: The University of Kansas Center for Research on Learning does not share, sell, or rent its mailing lists. You have our assurance that any information you provide will be held in confidence by KU-CRL.

FOR COLLEGE/ UNIVERSITY FACULTY

SIM Learning Strategies Class for Preservice Educators

\$975 (after April 26: \$1,000)
June 1-5, 2010—10 a.m. Tuesday to noon Saturday, Lawrence, Kan.

Teaching Content to All: Effective College Teaching

\$975 (after April 26: \$1,000)
June 1-5, 2010—8 a.m. Tuesday to noon Saturday, Lawrence, Kan.

FOR CLASSROOM TEACHERS

The Value-Added Roles of the Speech-Language Pathologist in the Content Literacy Continuum

\$150 (after Dec. 4: \$175). Note: FREE to individuals employed as educators in Virginia Public Schools.
January 15-16, 2010, Glen Allen, Va.

SIM Reading and Writing Strategies

\$675 (after May 16: \$700)
June 15-18, 2010—8 a.m. Tuesday to noon Friday, Lawrence, Kan.

More SIM Strategies

\$675 (after May 16: \$700)
June 15-18, 2010—8 a.m. Tuesday to noon Friday, Lawrence, Kan.

Introduction to Teaching with Content Enhancement

\$675 (after May 23: \$700)
June 22-25, 2010—8 a.m. Tuesday to noon Friday, Lawrence, Kan.

FOR ADMINISTRATORS

SIM for Administrators

\$500 (after May 24: \$525)
Registration is limited to 20
June 23-25, 2010—8 a.m. Wednesday to noon Friday, Lawrence, Kan.

FOR POTENTIAL PROFESSIONAL DEVELOPERS

Institute for Potential SIM Professional Developers in Learning Strategies

\$800
June 21-25, 2010—8 a.m. Monday to 2 p.m. Friday, Lawrence, Kan.

Institute for Potential SIM Professional Developers in Content Enhancement

\$800
June 21-25, 2010—8 a.m. Monday to 2 p.m. Friday, Lawrence, Kan.

INSTRUCTIONAL COACHING

Instructional Coaching Institute, Level 1

\$450
Choice of three dates in 2010:
January 28-30, 2010
August 9-11, 2010
October 4-6, 2010

Instructional Coaching Institute, Level 2

\$450
Choice of two dates in 2010:
August 12-14, 2010
October 7-9, 2010



KU-CRL CALENDAR

Jan. 15-16, 2010

The Value-Added Roles of the Speech-Language Pathologist in the Content Literacy Continuum, Glen Allen, Va.

Jan. 28-30, 2010

Instructional Coaching Institute, Level 1, Lawrence, Kan.
<http://instructionalcoach.org/>

Feb. 25-27, 2010

Southeast SIM Update
Holiday Inn Historic District
Charleston, SC

May 4-5, 2010

Louisiana SIM Update, Baton Rouge, La.

June 1-5, 2010

SIM Learning Strategies Class for Preservice Educators
Lawrence, Kan.
<http://www.kucrl.org/institutes/>

June 1-5, 2010

Teaching Content to All: Effective College Teaching, Lawrence, Kan.
<http://www.kucrl.org/institutes/>

June 15-18, 2010

SIM Reading and Writing Strategies
Lawrence, Kan.
<http://www.kucrl.org/institutes/>

June 15-18, 2010

More SIM Strategies, Lawrence, Kan.
<http://www.kucrl.org/institutes/>

June 21-25, 2010

Institute for Potential SIM Professional Developers in Learning Strategies
Lawrence, Kan.
<http://www.kucrl.org/institutes/>

June 21-25, 2010

Institute for Potential SIM Professional Developers in Content Enhancement, Lawrence, Kan.
<http://www.kucrl.org/institutes/>

June 22-25, 2010

Introduction to Teaching with Content Enhancement
Lawrence, Kan.
<http://www.kucrl.org/institutes/>

June 23-25, 2010

SIM for Administrators
Lawrence, Kan.
<http://www.kucrl.org/institutes/>

July 13-16, 2010

International SIM Conference and Preconference, Lawrence, Kan.
<http://sim2009.kucrl.org>

Aug. 9-11, 2010

Instructional Coaching Institute, Level 1, Lawrence, Kan.
<http://instructionalcoach.org/>

Aug. 12-14, 2010

Instructional Coaching Institute, Level 2, Lawrence, Kan.
<http://instructionalcoach.org/>

Oct. 4-6, 2010

Instructional Coaching Institute, Level 1, Lawrence, Kan.
<http://instructionalcoach.org/>

Oct. 7-9, 2010

Instructional Coaching Institute, Level 2, Lawrence, Kan.
<http://instructionalcoach.org/>

Oct. 11-13, 2010

Instructional Coaching Conference
Lawrence, Kan.
<http://instructionalcoach.org/>

<http://kucrl.org/institutes>

CRL DIVISIONS, INSTITUTES, AND LABS

ALTEC: Advanced Learning Technologies in Education Consortia

<http://altec.org>

Division of Adult Studies

<http://das.kucrl.org>

e-Learning Design Laboratory

<http://elearndesign.org>

Institute for Research on Adolescent Learning

<http://iral.kucrl.org>

Kansas Coaching Project

<http://instructionalcoach.org>

Professional Development Research Institute

<http://pdri.kucrl.org>

STRATEGRAM

Vol. 21: Issue number 6. Published six times per year by The University of Kansas Center for Research on Learning, Joseph R. Pearson Hall, 1122 West Campus Road Room 521, Lawrence, Kansas, 66045-3101. Subscription rate: \$15 per year. No part of this publication may be reproduced without written permission from the publisher, unless otherwise stated.

© 2009 by The University of Kansas, Lawrence, Kansas, 66045-3101. All rights reserved.

Director of Communications

Julie Tollefson

Consulting Editor

Don Deshler

Contributors

Patty Graner

Mona Tipton

Art Director

David Gnojek

WWW.KUCRL.ORG

INSIDE THIS ISSUE OF STRATEGRAM

- **Last Issue** 1
With this issue, *Strategram* ends its 21-year publication history. Look for its web-based successor to be unveiled sometime in 2010.
- **On the House** 2
The Center's web site offers many free resources to support your SIM efforts.
- **Magic Fold** 3
SIM Professional Developer Bruce Noah shares a foldable LINC'S table project.
- **Professional Development Opportunities** 6
The schedule of classes and workshops for 2010 is now available and registration is open.
- **Calendar** 7

NEW ONLINE

CRL on Twitter

Join the Center for Research on Learning on Twitter:

@StrateTweets—conversations about the Strategic Instruction Model®

@KUCRL—general conversations about and announcements from the Center

@Stratepedia—conversations and announcements from the Center's web development group.

WWW.KUCRL.ORG