






Earn SIM™ Micro-Credentials (Badges) in a Content Enhancement Routine

University of Kansas Center for Research on Learning (KUCRL) recognizes individuals' efforts and promotes the continuation and spread of evidence-based practices. You have learned one of the SIM™ Content Enhancement Routines (CER), developed by KUCRL. Teachers have reported using the routine successfully with students and have expressed a desire to share the CER with others in their school or system. The KUCRL has developed a micro-credentialing system through BadgeList.com that recognizes implementation and eventually leads to the ability to instruct others. A micro-credential can function as a signal, within and outside of the system, of the educational investment made by an educator. The micro-credential can be made public via Linked In, Twitter, or Facebook. A school or teacher can feature them on their websites; the badge URL can be shared on vitae and resumes. The micro-credentials can be earned individually, and subsequent levels can build upon previous levels. Once the Specialist badge is earned, the Specialist can now provide instruction to others on this CER and has access to a KUCRL managed, private Specialist webpage with resources to facilitate future professional learning on this CER.

The table below outlines experiences involved in earning each micro-credential as well as the evidence required to be posted on Badge List to earn each micro-credential (badge) for the Content Enhancement Routine you have learned and implemented.

Micro-credential Badge	Micro-credential Description	Steps to Upload Evidence & Earn Micro-credential
	<p>Level 1: Professional Learning (PL) Badge</p> <p>Earned by attending instruction in a SIM Content Enhancement Routine, provided by a SIM Professional Developer or Specialist</p> <p>Cost: Included as part of PD</p>	<ul style="list-style-type: none"> <input type="checkbox"/> Go to BadgeList.com. Click "Sign-up" and create a new account with your personal email, not your school division email. You will receive an email confirmation enabling your account. <input type="checkbox"/> Choose Professional Learning (PL) Badge for the Content Enhancement Routine (CER) you have learned during professional development. <input type="checkbox"/> Enter date of participation in initial professional development and post the optional reflection (Evidence Item #1). <input type="checkbox"/> List the name of the SIM Professional Developer or Specialist who led the PD session (Evidence Item #2). <input type="checkbox"/> Click Request Feedback. <input type="checkbox"/> KU will award badge through email.
	<p>Level 2: Fidelity of Implementation (FI) Badge</p> <p>Earned by demonstrating fidelity of implementation of a SIM Content Enhancement Routine with students</p> <p>Cost: \$50</p>	<ul style="list-style-type: none"> <input type="checkbox"/> Log in to Badge List and choose Fidelity of Implementation (FI) Badge for the CER. <input type="checkbox"/> Partner with an active SIM Professional Developer/Specialist to coach you through the process (Evidence Item #1). <input type="checkbox"/> Develop a draft device (Evidence Item #2) and have it reviewed by your coach using the <i>CER Device Checklist</i> (Evidence Item #7). <input type="checkbox"/> Co-construct the CER with students (Evidence Item #3). <input type="checkbox"/> Use CER frequently (Evidence Item #4). <input type="checkbox"/> Develop an Implementation Portfolio (Evidence Item #5) and Log (Evidence Item #6). <input type="checkbox"/> Once you are confident you are implementing effectively, create a video OR be observed by your coach while using the CER with students and have instruction reviewed by your coach using the <i>CER Implementation Checklist</i> (Evidence Item #8). <input type="checkbox"/> Submit implementation portfolio, log, and video/observation report on Badge List. <input type="checkbox"/> Ask your coach to review all evidence and provide feedback. <input type="checkbox"/> When ready for approval, click 'Request Feedback'. <input type="checkbox"/> KU will award badge through email.



	<p>Level 3: SIM Specialist (SP) Badge</p> <p>Earned by demonstrating fidelity of implementation in instructing a teacher to use a SIM Content Enhancement Routine with students</p> <p>Cost: \$100</p>	<ul style="list-style-type: none"><input type="checkbox"/> Log in to Badge List and choose Specialist (SP) Badge for the CER.<input type="checkbox"/> Partner with an active SIM Professional Developer to coach you through the process (Evidence Item #1).<input type="checkbox"/> Demonstrate Implementation of Fidelity (Level 2 FI Badge; Evidence Item #2)<input type="checkbox"/> Engage with your coach to plan to the 'Instruct a Teacher' session.<input type="checkbox"/> Instruct a teacher (must be observed by your coach in person, virtual or video; Evidence Item #3).<input type="checkbox"/> Complete the <i>CER Device Checklist</i> on teacher's device (Evidence Item #3).<input type="checkbox"/> If video is used, send the video from your instruction session to your coach. Debrief/discuss with your coach.<input type="checkbox"/> Complete the <i>CER Implementation Checklist</i> while observing teacher's implementation (Evidence Item #3).<input type="checkbox"/> Submit evidence of the 'Instruct a Teacher' session (Evidence Item #3).<input type="checkbox"/> Submit description of your coaching with the teacher(s) who attended the instruction session (Evidence Item #4).<input type="checkbox"/> Submit description of teacher's implementation (Evidence Item #5).<input type="checkbox"/> Ask your coach to review all evidence and provide feedback.<input type="checkbox"/> When ready for approval, click 'Request Feedback'.<input type="checkbox"/> KU will award badge through email. <p>The Specialist can now provide instruction to others on this CER and has access to a KUCRL managed, private Specialist webpage with resources to facilitate future professional learning on this CER.</p>
---	---	---

Notes:

When a Level 3 SP badge is purchased, it subsumes the fee of the FI badge, reducing the overall cost.

For more information on the requirements for each item, please visit the Badge List website (<https://www.badgelist.com/SIM-Content-Enhancement>), Detailed Checklists per micro-credential, or inquire with your SIM Professional Developer(s).