

Student Name: _____

The Visual Imagery Strategy Student Folder

Goal(s):

1.

My teacher's commitment:

Teacher signature

Date

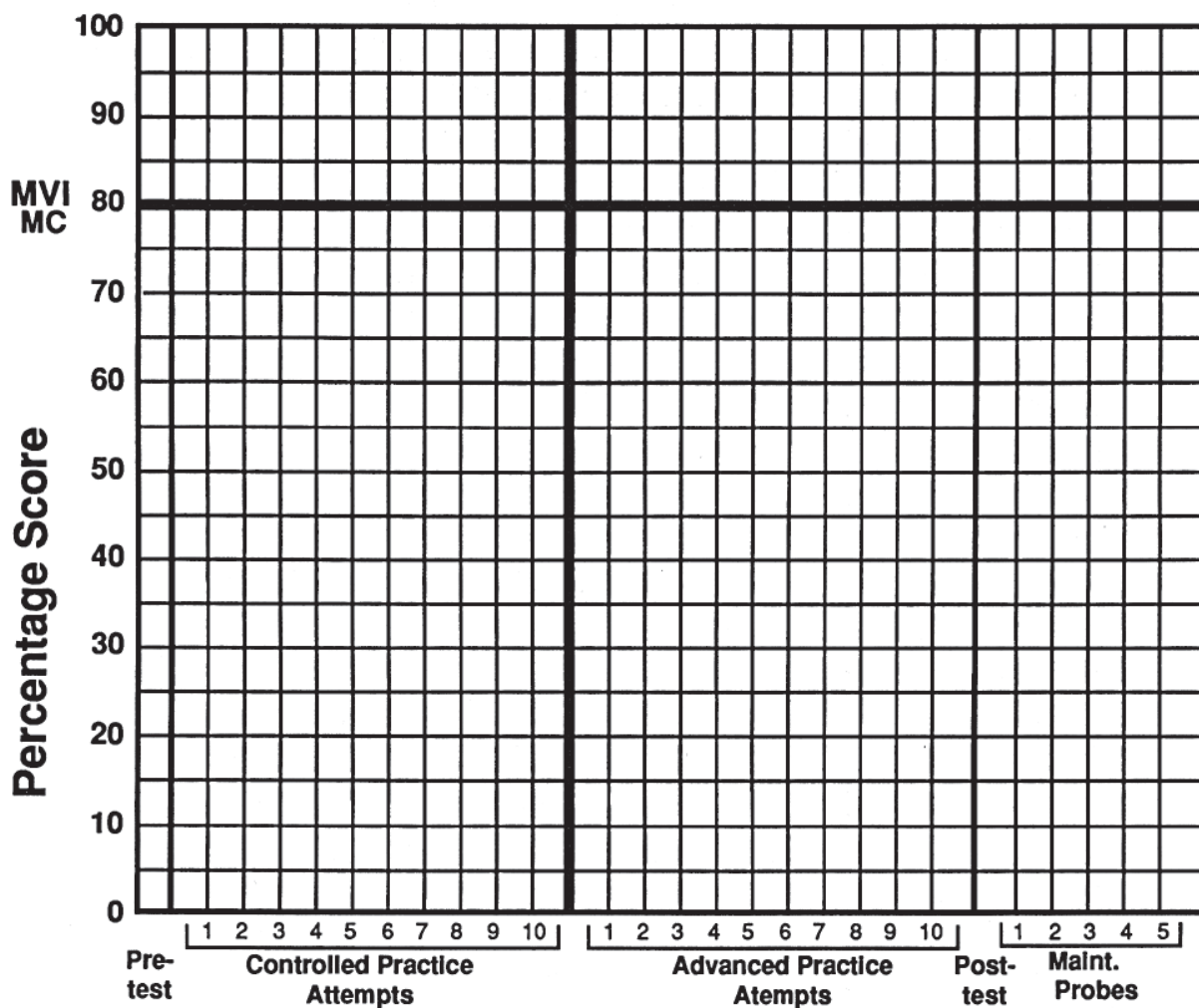
My commitment:

Student signature

Date

PROGRESS CHART

GOAL-SETTING SECTION	Stage 2	Stage 3	Stage 4	Stage 5	Stage 6	Stage 7	Stage 8
Goal Date:							
Date Completed:							

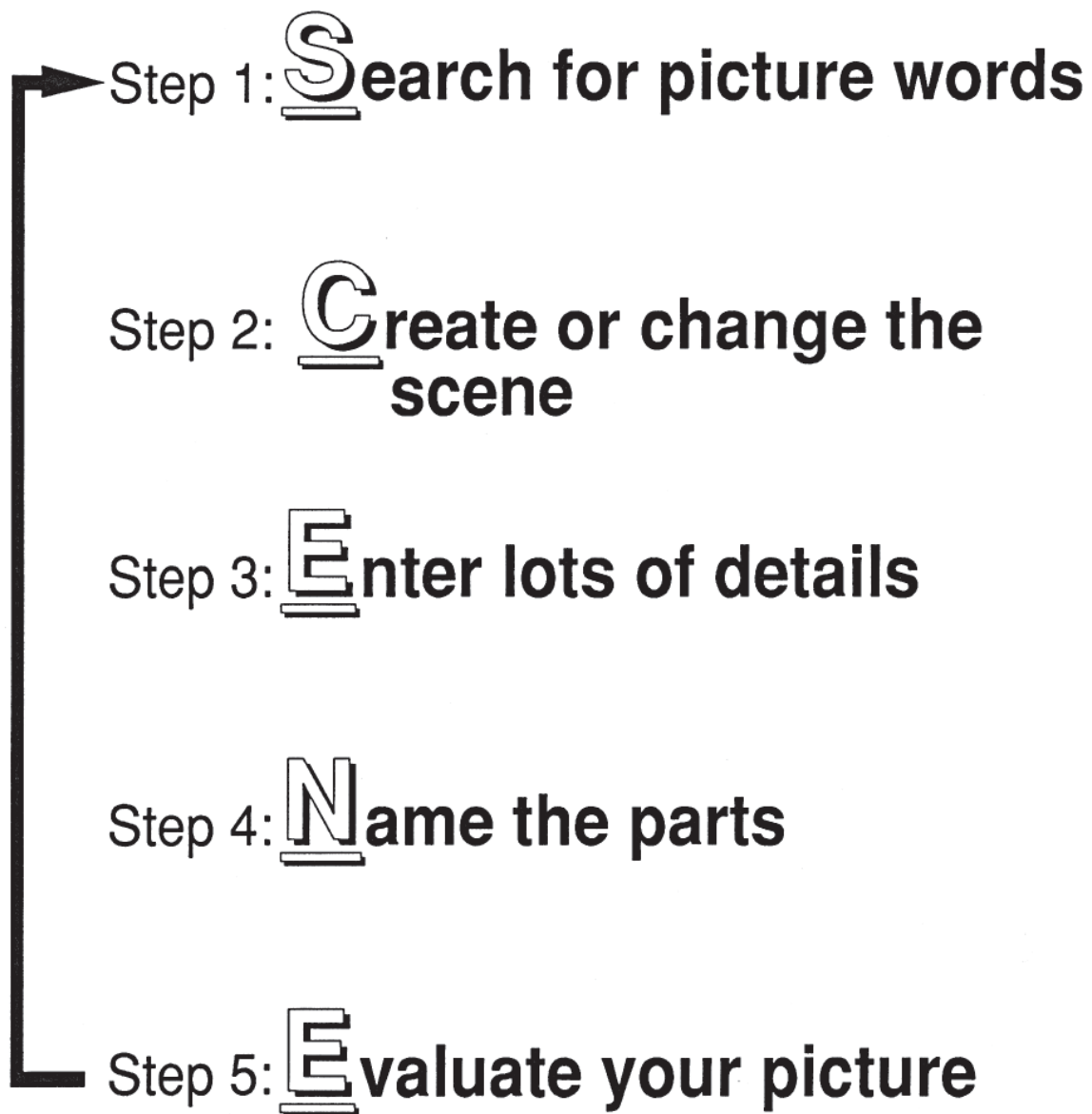


Key:

- — ● Visual Imagery Percentage
- ★ — ★ Comprehension Percentage

MVI = Mastery Level for Visual Imagery = 80%
 MC = Mastery Level for Comprehension = 80%

VISUAL IMAGERY STRATEGY STEPS



Which Ones Are The Picture Words?

House

Scott

Jumping

That

The

Store

Dancing

A

Marie

Been

With

People

Basket

Tree

EXAMPLE SENTENCES

As Jane stepped out of the pool,
she tripped over a rubber raft.

The three planes soared high
above the patchwork fields.

Kenny climbed the steps to the
castle tower.

The drummers marched on the
field as they played a 15-count
drum roll.

Before the family sat down for
dinner, Scott set the huge table.

NAME THE PARTS

1. Describe the scene

- ☐ Name the scene
- ☐ Describe at least 2 parts of the scene

2. Describe what's happening

- ☐ Include the Detail Picture Words
- ☐ Describe at least 3 new details about what's happening

NAME THE PARTS

As the moon shone brightly above, the boat drifted down the river.

- **Name the scene.**
“It’s in the country.”
- **Describe at least 2 parts of the scene.**
“There are lots of trees, and it’s night-time. It’s very dark. The sky is black.”
- **Include the Detail Picture Words.**
“There’s a full moon, and it’s reflected on the river. A boat is floating on the river.”
- **Describe at least 3 new details about what’s happening.**
“The boat is a large blue sailboat, and the sail is bright white in the moonlight. It’s making no sound as it passes by.”

REQUIREMENTS FOR GOOD IMAGE STATEMENTS

Your image statements:

1. Must be complete statements
 - Subject
 - Verb
2. Must be accurate
3. Must have new information
4. Must make sense

QUESTIONS ABOUT THE SCENE

Is it the same scene?

“This is the same scene.”

“The scene is the same.”

“I still see the same scene.”

Has the scene changed?

“I see a changed scene. The”

“The scene has changed because . . .”

“Now there’s something new about the scene . . .”

Is it an entirely new scene?

“This is a new scene. It’s now . . .”

“Now it’s a new scene. I see . . .”

“The new scene is”

Is it an old scene?

“This is the scene where they”

“This goes back to the _____ scene . . .”

“We’re back at the _____ scene . . .”

EXAMPLE SENTENCES FOR CHANGING IMAGES

Three planes soared high above the patchwork fields.

Jesse was transfixed in his seat in the movie theater as he watched the planes drop their cargoes.

From each plane emerged five skydivers in brightly colored flight suits.

Each skydiver held a brightly colored ring.

As the planes flew away, each group of five skydivers held their rings in the form of the Olympic symbol.

The movie ended, and Jesse said to his friend, Dakota, “Wow, that was great. I’d love to try that some day!”

Model Passage

Wishful Thinking

Jonathan grumbled as he walked down the sidewalk toward home. His backpack was heavy, for he had lots of homework to do. • He kicked a stone that was directly in his path. It glistened in the sunlight as it skittered across the cement. • Jonathan bent down and picked up the stone. Sure enough, it had bits of gold sprinkled throughout it. As Jonathan tossed the stone in the air, he wished that he could be a lion tamer and do something exciting for a change. • To his surprise, in the next moment, Jonathan found himself inside a huge cage with two roaring lions. His backpack was gone, and in his hand he held a whip. • To his left, the ringmaster was announcing his name and the lion act. The audience cheered. • Jonathan's knees were knocking, and his teeth were chattering. He had no idea what to do when one of the lions stood up and started to walk toward him. • Jonathan wished that he could be home doing his homework, and sure enough, in the next moment, he was home. As he sat at the table doing his math homework, Jonathan decided that homework wasn't so bad after all. •

Visual Imagery Strategy **Name:** _____

VERBAL PRACTICE CHECKLIST

	<u>Attempts</u>					
	<u>1</u>	<u>2</u>	<u>3</u>	<u>4</u>	<u>5</u>	<u>6</u>
Describe Strategy In own words:	_____	_____	_____	_____	_____	_____
Name the Strategy Steps:	_____	_____	_____	_____	_____	_____
Search for Picture Words	_____	_____	_____	_____	_____	_____
Create or change the scene	_____	_____	_____	_____	_____	_____
Enter lots of details	_____	_____	_____	_____	_____	_____
Name the parts	_____	_____	_____	_____	_____	_____
Evaluate your picture	_____	_____	_____	_____	_____	_____
Questions:						
_____	_____	_____	_____	_____	_____	_____
_____	_____	_____	_____	_____	_____	_____
_____	_____	_____	_____	_____	_____	_____
Percent Correct	_____ %	_____ %	_____ %	_____ %	_____ %	_____ %
Date	_____	_____	_____	_____	_____	_____

Visual Imagery Strategy**Name:** _____**ASSIGNMENT SHEET**

Controlled Practice _____

Advanced Practice _____

Generalization _____

Date Assigned	Reading Selection	Place	Comments

INDIVIDUAL SCORE SHEET

Pretest: _____ Cont. Pract: _____ Adv. Pract: _____ Posttest: _____ Activation: _____ Maintenance: _____

	<u>SCORES</u>				<u>FEEDBACK</u>							
	Scene Named	Scene Described	Detail Picture Words Named	3 New Details Added	Scene not named	Scene not described (2 details)	Not enough picture words	Not enough new details (3 details)	Not complete thoughts	Not accurate	Repetitive	Doesn't make sense
1												
2												
3												
4												
5												
6												
7												
8												
9												
10												
11												
12												
13												
14												
15												
Totals												

Calculating the score:

$$\frac{\text{Number of Points } \boxed{}}{\text{Total Boxes Filled } \boxed{}} = \boxed{} \times 100 = \boxed{} \%$$

(Mastery = 80%)

GROUP SCORE SHEET

		<u>SCORES</u>					<u>FEEDBACK</u>								
		Scene Named	Scene Described	Detail Picture	Words Named	3 New Details Added									
							Scene not named	Scene not described (2 details)	Not enough picture words	Not enough new details	Not complete thoughts	Not accurate	Repetitive	Doesn't make sense	
Student 1	1						Totals								
	2														
	3														
	4														
Name _____															
Student 2	1														
	2														
	3														
	4														
Name _____															
Student 3	1														
	2														
	3														
	4														
Name _____															
Student 4	1														
	2														
	3														
	4														
Name _____															
Student 5	1														
	2														
	3														
	4														
Name _____															

	Student				
	1	2	3	4	5
Percentage of points earned:	<input type="text"/> %	<input type="text"/> %	<input type="text"/> %	<input type="text"/> %	<input type="text"/> %

(Mastery = 80%)

Visual Imagery Strategy**Name:** _____**ASSIGNMENT SHEET**

Controlled Practice _____

Advanced Practice _____

Generalization _____

Date Assigned	Reading Selection	Place	Comments

GENERALIZATION STAGE

Orientation

Activation

Adaptation

Maintenance

AFFIRMATIONS

Using Visual Imagery helps me be a great reader.

Using Visual Imagery helps me remember new information.

Using Visual Imagery helps me understand what I read.

I am a good reader when I use the strategies I know.

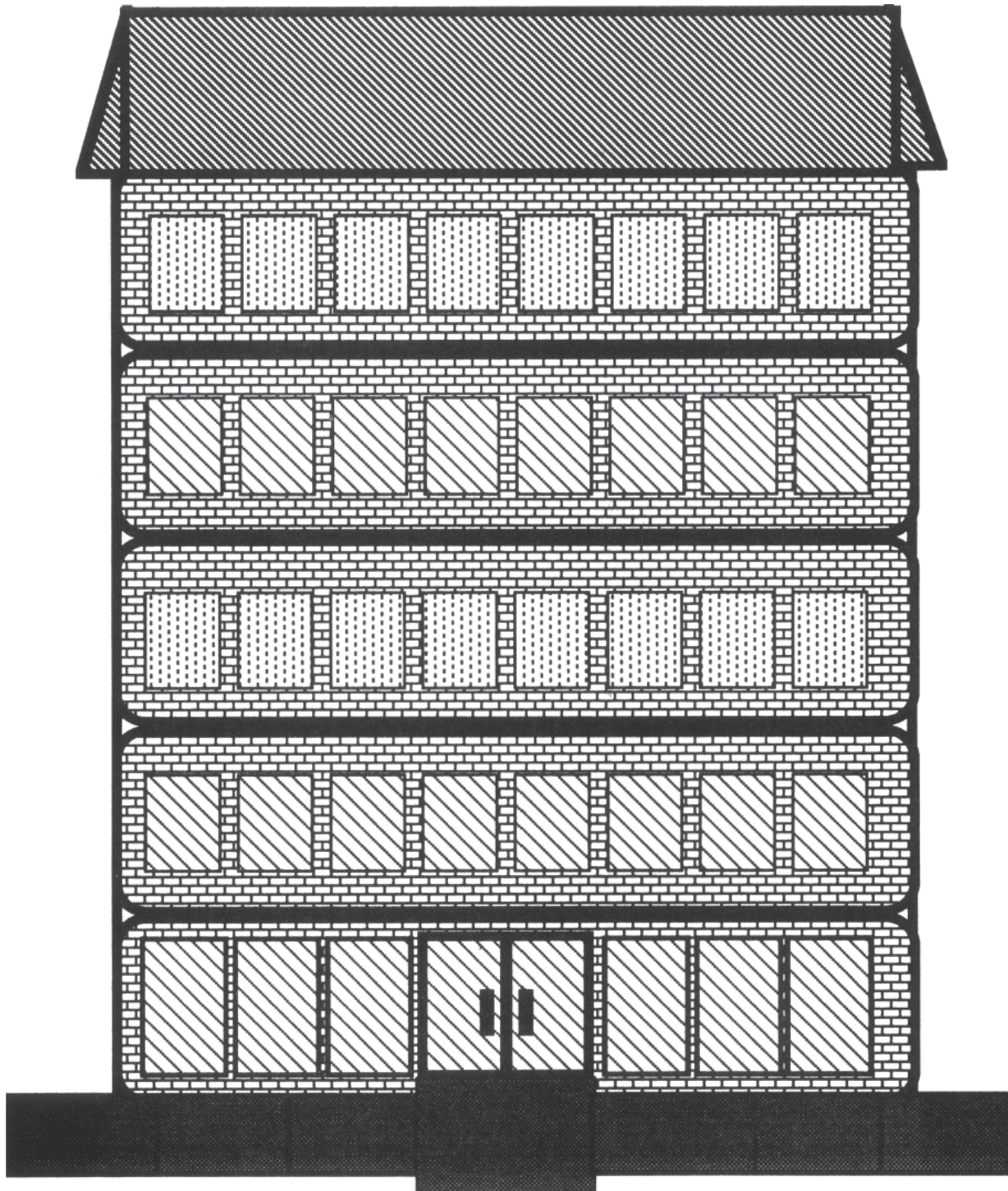
I am a strategic learner.

I am growing as a learner every day as I learn how to use strategies better and better.

I can reach my goal as a learner when I use the Visual Imagery Strategy.

(My Goal is: _____.)

BUILDING A KNOWLEDGE BASE



Report of Strategy Use

Date: _____

Student Name: _____

Strategy Used: _____

Class or Place Where the Strategy was Used:

Title of the Assignment Where the Strategy was Used:

Report of Strategy Use

Date: _____

Student Name: _____

Strategy Used: _____

Class or Place Where the Strategy was Used:

Title of the Assignment Where the Strategy was Used:

Report of Strategy Use

Date: _____

Student Name: _____

Strategy Used: _____

Class or Place Where the Strategy was Used:

Title of the Assignment Where the Strategy was Used:

Report of Strategy Use

Date: _____

Student Name: _____

Strategy Used: _____

Class or Place Where the Strategy was Used:

Title of the Assignment Where the Strategy was Used:

Visual Imagery Strategy**Name:** _____**ASSIGNMENT SHEET**

Controlled Practice _____

Advanced Practice _____

Generalization _____

Date Assigned	Reading Selection	Place	Comments