

Student Name: _____


The Paragraph Writing Strategy Supporting Skills Folder

By Jean B. Schumaker & Karen D. Lyerla

POINTS OF VIEW


FIRST PERSON

The Writer




SECOND PERSON

The Reader(s)



THIRD PERSON

The Others



EXAMPLE SENTENCES WRITTEN IN FIRST PERSON POINT OF VIEW

Class examples:

I went to the beach for a vacation with several friends.

We sunbathed, fished, watched the surfers, and swam.

I have solved a number of mysteries lately.

We recently moved to the country from the city; we love our new home.

**EXAMPLE SENTENCES WRITTEN IN
SECOND PERSON POINT OF VIEW**

Class examples:

You should be sure to pack light when you go backpacking.

You will have a good trip if you are aware of some safety tips.

Never take heavy objects like extra shoes or cast iron fry pans on a backpacking trip.

**EXAMPLE SENTENCES WRITTEN IN
THIRD PERSON POINT OF VIEW**

Class examples:

The boys went to a movie and then to a dance; they enjoyed themselves.

Scott, Chris, and Wallis became the best of friends.

The garden was filled with many fragrant and colorful flowers.

Each Detail Sentence must be related to the Topic Sentence.

POINT OF VIEW CHART

	<u>FIRST PERSON</u>	<u>SECOND PERSON</u>	<u>THIRD PERSON</u>
Subjects	I We	You You (understood)	He She It They The house One idea The boys Marie, Jamie, Chris
Sometimes in rest of sentence	Me My Mine Myself Us Our Ours Ourselves	Your Yours Yourself Yourselves	Him Her Them Himself Herself Themselves Itself His Hers Their Theirs

WHAT POINT OF VIEW?

My house is brown and white, and it has a big porch on the front.

Your photograph of the mountains is beautiful.

You can come over to my house tomorrow night.

Yesterday, I visited my best friend and his brother.

My sister's family includes her husband, her daughter, and her two sons.

POINT OF VIEW

Lesson 1A

Name _____

Date _____

INSTRUCTIONS: In the blank to the left of each number, write a "1" if the noun or nouns represent the first person, a "2" if they represent the second person, and a "3" if they represent the third person.

PV(3)

_____ 1. it

PV(3)

_____ 2. they

PV(3)

_____ 3. I

PV(3)

_____ 4. we

PV(3)

_____ 5. you

PV(3)

_____ 6. he

PV(3)

_____ 7. Kathy and Lynn

PV(3)

_____ 8. you (understood)

PV(3)

_____ 9. truth

PV(3)

_____ 10. taxis, cars, and buses

Total

POINT OF VIEW

Lesson 2A

Name _____

Date _____

INSTRUCTIONS: In the following sentences, circle the word or words that show point of view. On the blank to the left of each sentence, write a "1," "2," or "3" to indicate whether the sentence was written from the first, second, or third person point of view.

PV(2) C(1)

_____ 1. Thus, I will be in London on the ninth of April.

PV(2) C(1)

_____ 2. Next, he felt a hand on his shoulder.

PV(2) C(1)

_____ 3. Be sure to lock the door today.

PV(2) C(1)

_____ 4. High school can create problems in a student's social life.

PV(2) C(1)

_____ 5. You should then switch on the Bunsen burner.

PV(2) C(1)

_____ 6. As a result, Rob retired early.

PV(2) C(1)

_____ 7. In addition, although I wasn't happy with the results of the chemistry experiment, I was finally finished.

PV(2) C(1)

_____ 8. Checking, savings, and trust accounts are three services that banks offer.

PV(2) C(1)

_____ 9. You need to meet three requirements for a successful career.

PV(2) C(1)

_____ 10. In summary, once you set up a wood-working shop, you'll have many hours of enjoyment.

Total

POINT OF VIEW

Lessons 3A, 3B, 3C, 3D

Name _____

Date _____

INSTRUCTIONS: On the lines provided below, write a sentence using the specified point of view. Use a variety of sentence formulas, and check each sentence to ensure it is complete.

PV(3)
 1st Person 1. _____

PV(3)
 2nd Person 2. _____

PV(3)
 3rd Person 3. _____

PV(3)
 1st Person 4. _____

PV(3)
 2nd Person 5. _____

PV(3)
 3rd Person 6. _____

PV(3)
 1st Person 7. _____

PV(3)
 2nd Person 8. _____

PV(3)
 3rd Person 9. _____


PV(3)
 Your Choice 10. _____

Total

Verb Tense

- People use verb tenses to express time in their use of language.
- Verb tenses give information about when an action took place
- Choose the right tense to indicate your meaning in your sentences
- Change verb tenses only when there is a real change in time
- When you are writing about an idea, stay with the same tense.

TENSES



Past Tense



Past

- Expresses an action or situation that was started and finished in the past
- To show earlier action, use past tense
- Most past tense verbs end in “ed”

Examples

painted	was painted	has/have/had painted
baked	was baked	has/have/had baked

Past Tense



Past

- The irregular verbs have special past tense forms which must be memorized

Examples

Past tense for “write” is “wrote” or “has/have/had written”

Past tense for “drink” is “drank” or “has/have/had drunk”

Past tense for “drive” is “drove” or “has/have/had driven”

Present Tense

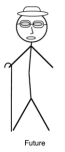


- Expresses an unchanging, repeated, or recurring action or situation that exists only in the here and now.
- To show same-time action, use the present.

Examples

paints is painting
sing is singing
goes
makes

Future Tense



- Expresses an action, a promise, a plan or a situation that will occur or be completed at a specified time in the future
- To show action to come, use the future tense
- This tense is formed by using will/shall/might with the simple form of the verb

Examples

will paint shall paint might paint
will sing shall sing might sing
will go shall go might go
will make shall make might make

TENSE CHART

<u>Tense</u>	<u>Verb</u>
Past	<p> painted was painting had painted </p>
Present	<p> is painting paints </p>
Future	<p> will paint shall paint </p>

EXAMPLE SENTENCES FOR TENSE

Class examples:

PAST

Yesterday, the sun rose at 5:30 A.M..

On her vacation, Kathy swam in the ocean every day, and she ran along the beach each evening.

PRESENT

The sun is rising early this morning.

Kathy loves to swim in the ocean.

FUTURE

Tomorrow, we will watch the sun rise.

Next summer, Kathy will swim in the ocean again, and she will stay fit.

VERB TENSE

Lesson 1A

Name _____

Date _____

INSTRUCTIONS: In the blank to the left of each number, label the following verbs as either "past," "present," or "future" tense.

VT(3)

_____ 1. shall be going

VT(3)

_____ 2. will bite

VT(3)

_____ 3. speak

VT(3)

_____ 4. lived

VT(3)

_____ 5. arrives

VT(3)

_____ 6. will have been playing

VT(3)

_____ 7. talked

VT(3)

_____ 8. will have collected

VT(3)

_____ 9. was sent

VT(3)

_____ 10. have shot

Total

VERB TENSE

Lesson 2A

Name _____

Date _____

INSTRUCTIONS: In the following sentences, circle the words that show verb tense, and on the blank to the left of each sentence write either "past," "present," or "future" to show the tense of the sentence.

VT(2) C(1) _____ 1. Yesterday, Brad tore his jeans on the wire fence and scraped his knee on the concrete walkway.

<input type="checkbox"/>	<input type="checkbox"/>
--------------------------	--------------------------

VT(2) C(1) _____ 2. Frankly, I doubt that U.F.O.s exist.

<input type="checkbox"/>	<input type="checkbox"/>
--------------------------	--------------------------

VT(2) C(1) _____ 3. Past-life experiences have helped people in a variety of ways.

<input type="checkbox"/>	<input type="checkbox"/>
--------------------------	--------------------------

VT(2) C(1) _____ 4. In summary, I shall never taste chocolate ice cream.

<input type="checkbox"/>	<input type="checkbox"/>
--------------------------	--------------------------

VT(2) C(1) _____ 5. Steve has been my best friend for the last ten years.

<input type="checkbox"/>	<input type="checkbox"/>
--------------------------	--------------------------

VT(2) C(1) _____ 6. Mars is the planet that is physically most like Earth.

<input type="checkbox"/>	<input type="checkbox"/>
--------------------------	--------------------------

VT(2) C(1) _____ 7. Since it is raining outside, please take your boots off before coming inside the house.

<input type="checkbox"/>	<input type="checkbox"/>
--------------------------	--------------------------

VT(2) C(1) _____ 8. We will go to my grandparents' house next Thursday for Thanksgiving.

<input type="checkbox"/>	<input type="checkbox"/>
--------------------------	--------------------------

VT(2) C(1) _____ 9. I wrapped the present for my co-worker's birthday.

<input type="checkbox"/>	<input type="checkbox"/>
--------------------------	--------------------------

VT(2) C(1) _____ 10. Will you have eaten by the time I will see you?

<input type="checkbox"/>	<input type="checkbox"/>
--------------------------	--------------------------

Total

<input type="checkbox"/>

VERB TENSE

Lessons 3A, 3B, 3C, 3D

Name _____

Date _____

INSTRUCTIONS: On the lines provided below, write a sentence that correctly uses the specified verb tense. Use a variety of sentence formulas, and check to be sure each sentence is complete.

VT(3)
 Past 1. _____

VT(3)
 Present 2. _____

VT(3)
 Future 3. _____

VT(3)
 Past 4. _____

VT(3)
 Present 5. _____

VT(3)
 Future 6. _____

VT(3)
 Past 7. _____

VT(3)
 Present 8. _____

VT(3)
 Future 9. _____

VT(3)
 Your Choice 10. _____

Total

TRANSITIONS CHART

SIZE TRANSITIONS

The largest	Larger than	The smallest	The small-sized	The tallest
The next largest	Equal to	The next smallest	The medium-sized	The shortest
The smallest	Smaller than	The largest	The large-sized	

TIME TRANSITIONS

First,	Now	At the beginning of	Thereafter,	By this time,	Before
Then,	Soon	In the middle of	Presently,	At the same time,	In the meantime
Next,	Then	At the end of	After a short time,	At that instant,	Meanwhile
At last,	Later		Soon thereafter,	Immediately,	During
				Simultaneously,	After
					Afterwards
First,	In the morning,	Yesterday,		The first	
Second,	Before noon,	Today,		A more recent	
Third,	In the afternoon,	Tomorrow,		The most recent	
Finally,	In the evening,	The day after tomorrow,			
In the past,	The next day,	This year,		The earliest	
In the present,	Two weeks later,	Next year,		The next earliest	
In the future,	Six months later,	In the next few years,		The most recent	

SPACE TRANSITIONS

behind	on the edge of	beside	in front of	west of	high
over	toward	around	facing	east of	against
under	throughout	near	in back of	north of	alongside
below	to the right of	side by side	in the center	south of	ahead of
beneath	to the left of	close to	inside	at the	here
low down	on top of	next to	outside	in	there
on the bottom	at the top	down	at the end of	on	beyond
on the corner	by	up	between	above	farther on

IMPORTANCE TRANSITIONS

The best	The most important	The first	The best
The next best	Equally important	More important than	The next best
The least best	The next important	Most important	The worst
	The least important		

CHAIN-LINK TRANSITIONS

On the one hand,	One example of	In the first place,	In other words,	The first
On the other hand,	For instance,	In the second place,	In fact,	The second
	Another example	In the third place,	Also,	The third
Again,	A further example			
Besides,	For example,	One	Because	First,
Moreover,	For another example,	Another	Since	Second,
		A further	As	Third,
	Still another	Further,	Still,	Specifically,
	In addition,	Furthermore,	While	More specifically,
	In the same way,		Instead	In particular,
	In fact,			
The opposite of_ is_	Additionally,	The last	Indeed,	As a result,
On the contrary side	Lastly,	Last	Although	Consequently,
To the contrary,	Similar to_ is _		Even though	Naturally,
In contrast,	Another similar_ is _		Even if	After all,
In spite of	Likewise,	Nevertheless,		
Despite the	Similarly,	Nonetheless,		
	A dissimilar_ is _			

CONCLUDING TRANSITIONS

To conclude,		To sum up	As you can see,
In conclusion,	In sum,	To summarize,	As a result,
In summary,	In brief,	Thus,	Finally,
	In short,	Therefore,	

TRANSITIONS

Lesson 1A

Name _____

Date _____

INSTRUCTIONS: In the blank to the left of each number, write either "time," "size," "space," "importance," or "chain-link" to indicate the sequence.

S(3)

_____ 1. At the beginning

S(3)

_____ 2. On the one hand

S(3)

_____ 3. The most important

S(3)

_____ 4. The smallest

S(3)

_____ 5. Beside the book

S(3)

_____ 6. The next best

S(3)

_____ 7. The shortest

S(3)

_____ 8. On the contrary

S(3)

_____ 9. South of the school

S(3)

_____ 10. At that instant

Total

TRANSITIONS

Lesson 2A

Name _____

Date _____

INSTRUCTIONS: In each of the following sentences, circle the transition word(s) that show sequence. Then write on the blank to the left of the sentence either "time," "size," "space," "importance," or "chain-link" to indicate the sequence.

- S(2)** **C(1)**
 _____ 1. The most important concern is the drop-out rate at our high school.
- S(2)** **C(1)**
 _____ 2. Farther in the house, I saw a trail of popcorn leading down the hallway toward my bedroom.
- S(2)** **C(1)**
 _____ 3. Later, I realized that I shouldn't have quit my job.
- S(2)** **C(1)**
 _____ 4. The drug campaign is a further example of recent advertising on T.V.
- S(2)** **C(1)**
 _____ 5. More importantly, you are able to eat lunch off the high school campus.
- S(2)** **C(1)**
 _____ 6. On the other hand, Jerry will never be totally sure he saw a ghost, yet it was an exciting adventure.
- S(2)** **C(1)**
 _____ 7. Alongside the bulletin board will be a chalkboard.
- S(2)** **C(1)**
 _____ 8. The medium-sized house was built when they were in their thirties.
- S(2)** **C(1)**
 _____ 9. In the future, most new jobs will be in the health field.
- S(2)** **C(1)**
 _____ 10. Although smaller than the cat, the groundhog can be ferocious.

Total

TRANSITIONS

Lessons 3A, 3B, 3C, 3D

Name _____

Date _____

INSTRUCTIONS: On the lines provided below, write a sentence that includes a transition from the specified sequence. Use a variety of sentence formulas, and be sure your sentences are complete.

S(3)
 Time 1. _____

S(3)
 Importance 2. _____

S(3)
 Space 3. _____

S(3)
 Size 4. _____

S(3)
 Chain-link 5. _____

S(3)
 Time 6. _____

S(3)
 Importance 7. _____

S(3)
 Space 8. _____

S(3)
 Size 9. _____

S(3)
 Chain-link 10. _____

Total