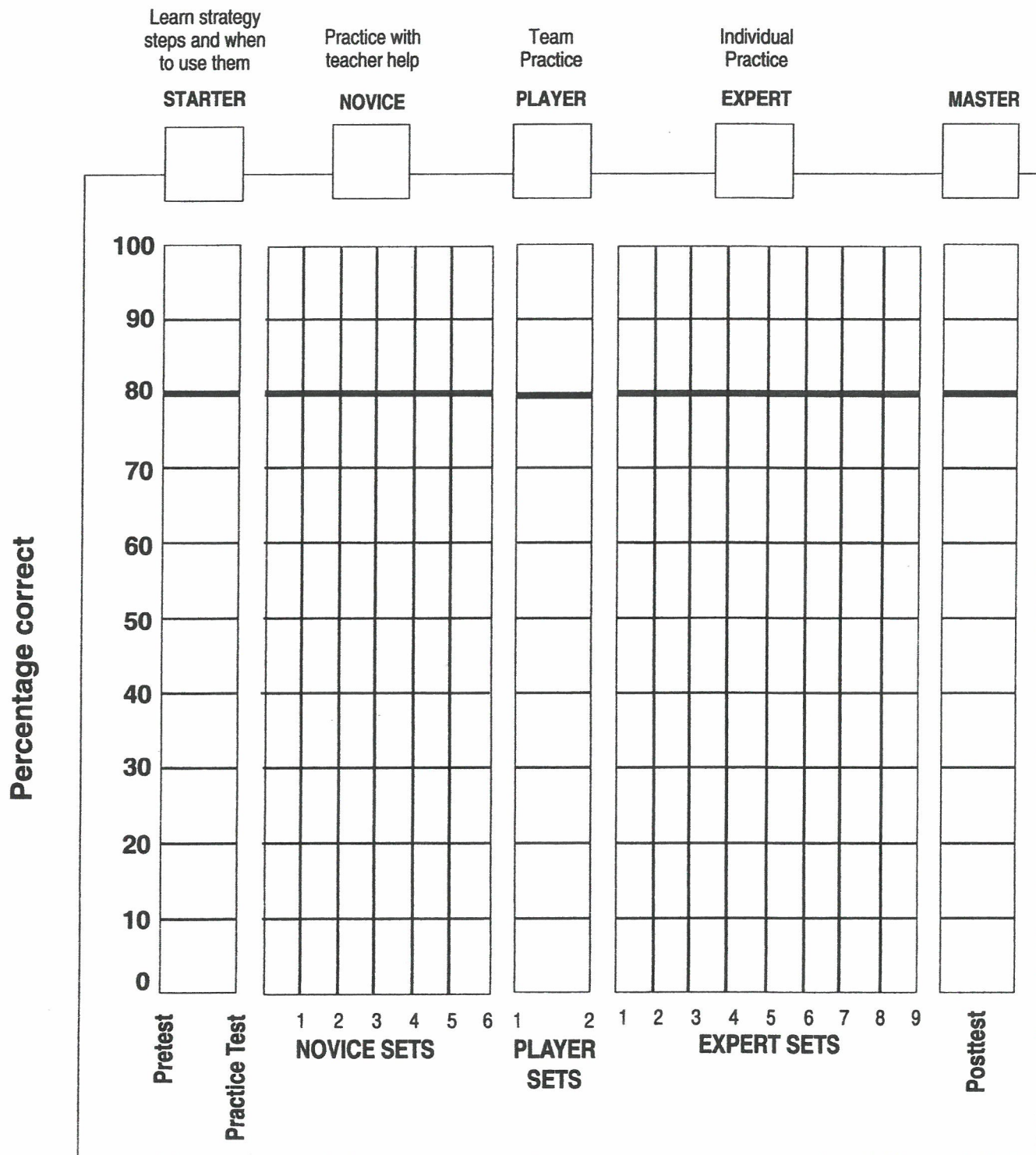


LINCS PROGRESS CHART

Name: _____



LOST CIVILIZATION WORD LIST

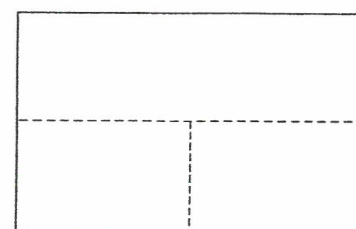
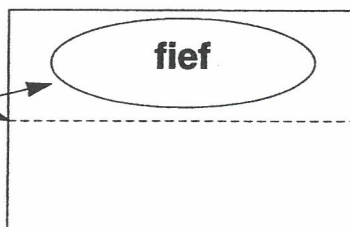
zibble	food made from grain and honey
tamar	a wild horse
kiko	shoes decorated with beads
alster	cooked fish
crosstex	a necklace worn to ward off evil spirits
lamber	a religious holiday
zamac	a tribal leader
bayshoo	a medicine man
dectrum	clay pottery used for eating and cooking
motosa	a spear-like weapon used for hunting

CREATING LINCS STUDY CARDS

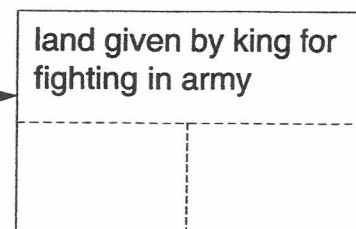
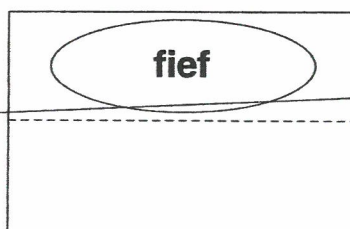
FRONT OF CARD

BACK OF CARD

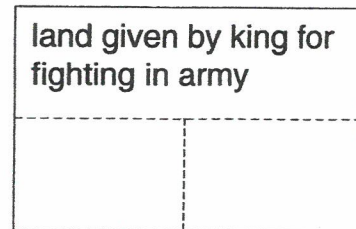
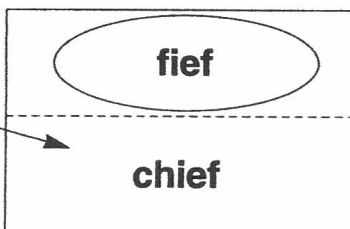
Take an index card and draw lines like those shown here. Write the word to be learned on the top half of the front of the card. Then circle the word.



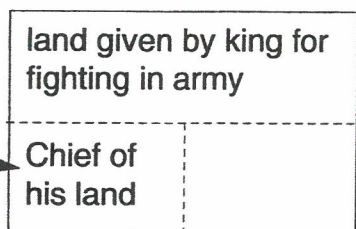
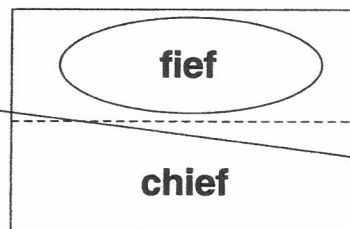
Write the parts of the definition you need to remember on the top of the other side.




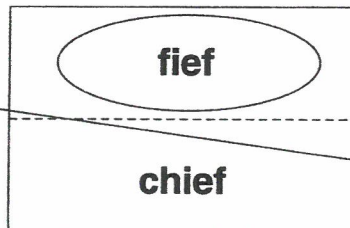
Write the Reminding Word on the bottom left half of the first side.



Write the LINCing Story in the left-hand box on the bottom half of the second side.



Draw the LINCing Picture on the bottom right half of the second side.



PRACTICE TEST

Name _____

PART 1 Instructions: Write the definitions for the following vocabulary words.

1. bayshoo _____
2. kiko _____
3. lamber _____
4. zamac _____
5. tamar _____

PART 2 Instructions: Write the words for the following definitions.

6. Fish that has been cooked _____
7. Name of pot in which fish
were cooked _____
8. Hunting weapon _____
9. Tasty grain and honey mixture _____
10. Put this on to keep evil
spirits away _____

Criteria for LINC S Cards

Reminding Word

- A real word
- Sounds like all or part of the vocabulary word
- Has a meaning familiar to the learner
- Helps the learner remember the definition of the new word

LINCing Story

- Contains the reminding word
- Links the reminding word to the meaning of the new word LINC S
- Is short and simple

LINCing Picture

- Contains parts related to the important ideas in the definition
- Contains parts related to the reminding word and LINCing story

LINCS Tables

① Term	④ LINCing Story	⑤ LINCing Picture	② Definition
③ Reminding Word			
① Term	④ LINCing Story	⑤ LINCing Picture	② Definition
③ Reminding Word			
① Term	④ LINCing Story	⑤ LINCing Picture	② Definition
③ Reminding Word			
① Term	④ LINCing Story	⑤ LINCing Picture	② Definition
③ Reminding Word			

List the parts **Identify a Reminding Word** **Note a LINCing Story** **Create a LINCing Picture** **Self-test**

LINCS Tables

① Term	④ LINCing Story	⑤ LINCing Picture	② Definition
③ Reminding Word			
① Term	④ LINCing Story	⑤ LINCing Picture	② Definition
③ Reminding Word			
① Term	④ LINCing Story	⑤ LINCing Picture	② Definition
③ Reminding Word			
① Term	④ LINCing Story	⑤ LINCing Picture	② Definition
③ Reminding Word			

List the parts **Identify a Reminding Word** **Note a LINCing Story** **Create a LINCing Picture** **Self-test**

LINCS Tables

① Term	④ LINCing Story	⑤ LINCing Picture	② Definition
③ Reminding Word			
① Term	④ LINCing Story	⑤ LINCing Picture	② Definition
③ Reminding Word			
① Term	④ LINCing Story	⑤ LINCing Picture	② Definition
③ Reminding Word			
① Term	④ LINCing Story	⑤ LINCing Picture	② Definition
③ Reminding Word			

List the parts **I**dentify a Reminding Word **N**ote a LINCing Story **C**reate a LINCing Picture **S**elf-test

LINCS Tables

① Term	④ LINCing Story	⑤ LINCing Picture	② Definition
③ Reminding Word			
① Term	④ LINCing Story	⑤ LINCing Picture	② Definition
③ Reminding Word			
① Term	④ LINCing Story	⑤ LINCing Picture	② Definition
③ Reminding Word			
① Term	④ LINCing Story	⑤ LINCing Picture	② Definition
③ Reminding Word			

List the parts **I**dentify a Reminding Word **N**ote a LINCing Story **C**reate a LINCing Picture **S**elf-test

LINCS Checklist

Yes	No	Have you <input type="checkbox"/> Listed the parts?
		Is the vocabulary word located at the top of the front side of the card?
		Is the vocabulary word circled?
		Is the vocabulary word spelled correctly?
		Is the definition of the vocabulary word written at the top, back side of the card?
		Are all the words in the definition spelled correctly?

Yes	No	Have you <input type="checkbox"/> Identified the reminding word?
		Is the reminding word located at the bottom of the front side of the card?
		Is the reminding word a real word?
		Does the reminding word sound like or look like the vocabulary word?
		Is the reminding word spelled correctly?

Yes	No	Have you <input type="checkbox"/> Noted a LINCing story?
		Is the LINCing story located at the bottom of the back side of the card?
		Does the LINCing story contain the reminding word (not the vocabulary word)?
		Does the LINCing story contain part of the definition (not the vocabulary word)?
		Is the LINCing story a complete sentence?
		Does the LINCing story make sense?
		Are all the words in the LINCing story spelled correctly?

Yes	No	Have you <input type="checkbox"/> Created a LINCing picture?
		Is the picture drawn on the bottom right half of the study card?
		Does the picture help you remember the meaning of the word?

Total "Yes" Responses	Total Possible Responses	% Earned*

*17/17=100%, 16/17=94%, 15/17=88%, 14/17=82%, 13/17=76%, 12/17=71%, 11/17=65%, 10/17=59%, 9/17=53%, 8/17=47%, 7/17=41%, 6/17=35%

EXAMPLE SCORE SHEET

Name _____

Date _____

Card #1 Word: _____ Def.: _____ _____ Rem. Word: _____ Story: _____ Picture: _____	Card #2 Word: _____ Def.: _____ _____ Rem. Word: _____ Story: _____ Picture: _____	Card #3 Word: _____ Def.: _____ _____ Rem. Word: _____ Story: _____ Picture: _____	Card #4 Word: _____ Def.: _____ _____ Rem. Word: _____ Story: _____ Picture: _____
Card #5 Word: _____ Def.: _____ _____ Rem. Word: _____ Story: _____ Picture: _____	Card #6 Word: _____ Def.: _____ _____ Rem. Word: _____ Story: _____ Picture: _____	Card #7 Word: _____ Def.: _____ _____ Rem. Word: _____ Story: _____ Picture: _____	Card #8 Word: _____ Def.: _____ _____ Rem. Word: _____ Story: _____ Picture: _____
Card #9 Word: _____ Def.: _____ _____ Rem. Word: _____ Story: _____ Picture: _____	Card #10 Word: _____ Def.: _____ _____ Rem. Word: _____ Story: _____ Picture: _____	Card #11 Word: _____ Def.: _____ _____ Rem. Word: _____ Story: _____ Picture: _____	Card #12 Word: _____ Def.: _____ _____ Rem. Word: _____ Story: _____ Picture: _____
Card #13 Word: _____ Def.: _____ _____ Rem. Word: _____ Story: _____ Picture: _____	Card #14 Word: _____ Def.: _____ _____ Rem. Word: _____ Story: _____ Picture: _____	Card #15 Word: _____ Def.: _____ _____ Rem. Word: _____ Story: _____ Picture: _____	Card #16 Word: _____ Def.: _____ _____ Rem. Word: _____ Story: _____ Picture: _____



Makes Sense StrategiesTM

Name: _____

Vocabulary: LINC

LINC key-word mnemonics

© 2008 Edwin Ellis, All Rights Reserved Published by Makes Sense Strategies, LLC, Northport, AL www.MakesSenseStrategies.com

Date: _____

New Term	Essential Definition	LINCing Story	LINCing Picture
..... Reminding Word			
New Term	Essential Definition	LINCing Story	LINCing Picture
..... Reminding Word			
New Term	Essential Definition	LINCing Story	LINCing Picture
..... Reminding Word			
New Term	Essential Definition	LINCing Story	LINCing Picture
..... Reminding Word			

List the parts **Identify a Reminding Word** **Note a LINCing Story** **Create a LINCing Picture** **Self-test**

LINCS Feedback

This checklist can be attached to the student's independent practice or given to a student at the end of a differentiated practice.

<p>LINCS Feedback</p> <p>I like the way you...</p> <p><input type="checkbox"/> Listed the term and definition correctly</p> <p><input type="checkbox"/> Identified an effective reminding word</p> <p><input type="checkbox"/> Noted an effective lincing story</p> <p><input type="checkbox"/> Created an effective lincing picture</p> <p>SELF-TEST</p> <p>If all lines are not checked above, please note feedback suggestions below...</p> <p><input type="checkbox"/> Make sure that you spell the term and define correctly.</p> <p><input type="checkbox"/> Use reminding words that sounds like all or part of term, is real, has a meaning YOU know which helps YOU remember the meaning of the term.</p> <p><input type="checkbox"/> Use a LINCing story that includes reminding word or form of, links term to definition, and is short and simple.</p> <p><input type="checkbox"/> Use a picture that relates to the reminding word, contains parts related to important parts of definition, and helps YOU remember the term and definition.</p> <p style="text-align: center;"><i>See me if you need help!</i></p>	<p>LINCS Feedback</p> <p>I like the way you...</p> <p><input type="checkbox"/> Listed the term and definition correctly</p> <p><input type="checkbox"/> Identified an effective reminding word</p> <p><input type="checkbox"/> Noted an effective lincing story</p> <p><input type="checkbox"/> Created an effective lincing picture</p> <p>SELF-TEST</p> <p>If all lines are not checked above, please note feedback suggestions below...</p> <p><input type="checkbox"/> Make sure that you spell the term and define correctly.</p> <p><input type="checkbox"/> Use reminding words that sounds like all or part of term, is real, has a meaning YOU know which helps YOU remember the meaning of the term.</p> <p><input type="checkbox"/> Use a LINCing story that includes reminding word or form of, links term to definition, and is short and simple.</p> <p><input type="checkbox"/> Use a picture that relates to the reminding word, contains parts related to important parts of definition, and helps YOU remember the term and definition.</p> <p style="text-align: center;"><i>See me if you need help!</i></p>
<p>LINCS Feedback</p> <p>I like the way you...</p> <p><input type="checkbox"/> Listed the term and definition correctly</p> <p><input type="checkbox"/> Identified an effective reminding word</p> <p><input type="checkbox"/> Noted an effective lincing story</p> <p><input type="checkbox"/> Created an effective lincing picture</p> <p>SELF-TEST</p> <p>If all lines are not checked above, please note feedback suggestions below...</p> <p><input type="checkbox"/> Make sure that you spell the term and define correctly.</p> <p><input type="checkbox"/> Use reminding words that sounds like all or part of term, is real, has a meaning YOU know which helps YOU remember the meaning of the term.</p> <p><input type="checkbox"/> Use a LINCing story that includes reminding word or form of, links term to definition, and is short and simple.</p> <p><input type="checkbox"/> Use a picture that relates to the reminding word, contains parts related to important parts of definition, and helps YOU remember the term and definition.</p> <p style="text-align: center;"><i>See me if you need help!</i></p>	<p>LINCS Feedback</p> <p>I like the way you...</p> <p><input type="checkbox"/> Listed the term and definition correctly</p> <p><input type="checkbox"/> Identified an effective reminding word</p> <p><input type="checkbox"/> Noted an effective lincing story</p> <p><input type="checkbox"/> Created an effective lincing picture</p> <p>SELF-TEST</p> <p>If all lines are not checked above, please note feedback suggestions below...</p> <p><input type="checkbox"/> Make sure that you spell the term and define correctly.</p> <p><input type="checkbox"/> Use reminding words that sounds like all or part of term, is real, has a meaning YOU know which helps YOU remember the meaning of the term.</p> <p><input type="checkbox"/> Use a LINCing story that includes reminding word or form of, links term to definition, and is short and simple.</p> <p><input type="checkbox"/> Use a picture that relates to the reminding word, contains parts related to important parts of definition, and helps YOU remember the term and definition.</p> <p style="text-align: center;"><i>See me if you need help!</i></p>