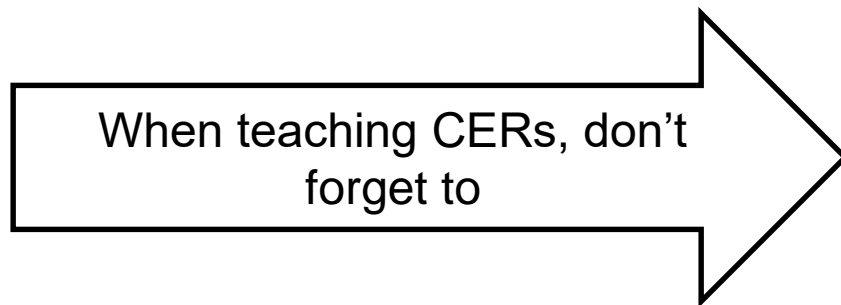


8th Grade Unit 1 Organizers

Teacher Copy

Cue Do Review Quick Reference Guide



Teacher Notes

Other Content Enhancement Routines that can be used during this Unit:

- States of Matter FRAME
- States of Matter Concept Comparison

Cue

1. Name the Routine
2. Explain how the routine will help students learn
3. Explain to students how they should participate

Do

4. Implement the linking steps
5. Ask students probing questions in order to co-construct the device
6. Provide positive and corrective feedback if necessary

Review

7. Ask questions about the critical content on device
8. Ask questions about the learning process and how the device works
9. Model how to use the device as a study tool, guide for doing other work

The Unit Organizer

④ BIGGER PICTURE

NAME _____

DATE _____

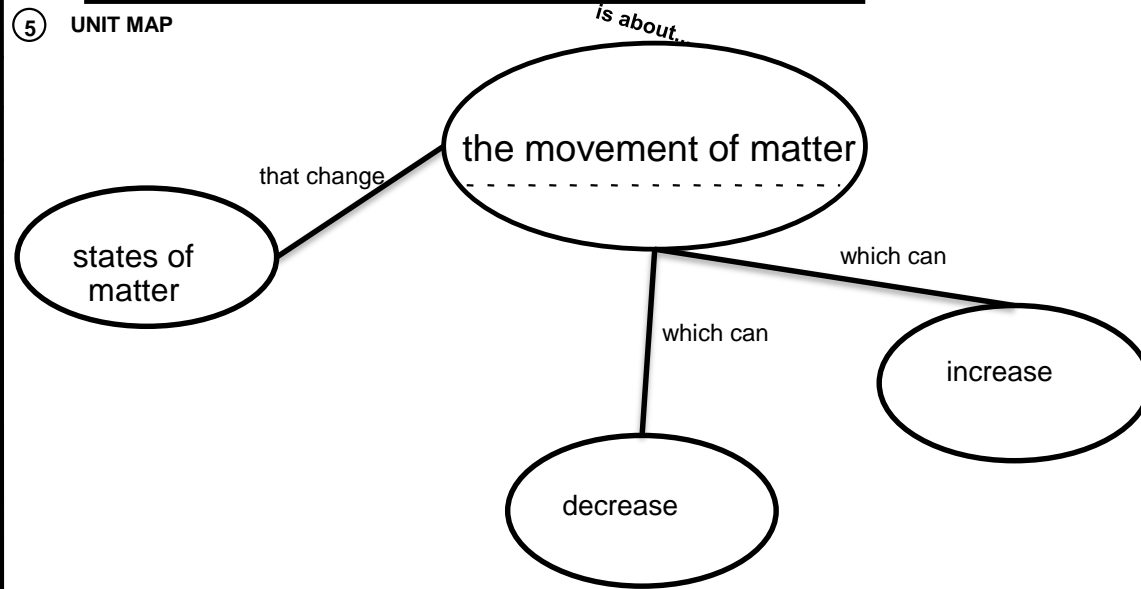
② LAST UNIT/Experience
Unit 1.2: Mass, Volume & Density

① CURRENT UNIT
Unit 1.3: States and Changes of Matter

③ NEXT UNIT/Experience
Unit 2.1: Atomic Structure

⑧ UNIT SCHEDULE

⑤ UNIT MAP



UNIT SELF-TEST
QUESTIONS
⑦

1. How does atomic theory relate to the states of matter?
2. Differentiate between the four states of matter.
3. How does the motion of particles change as you add energy?

Explore

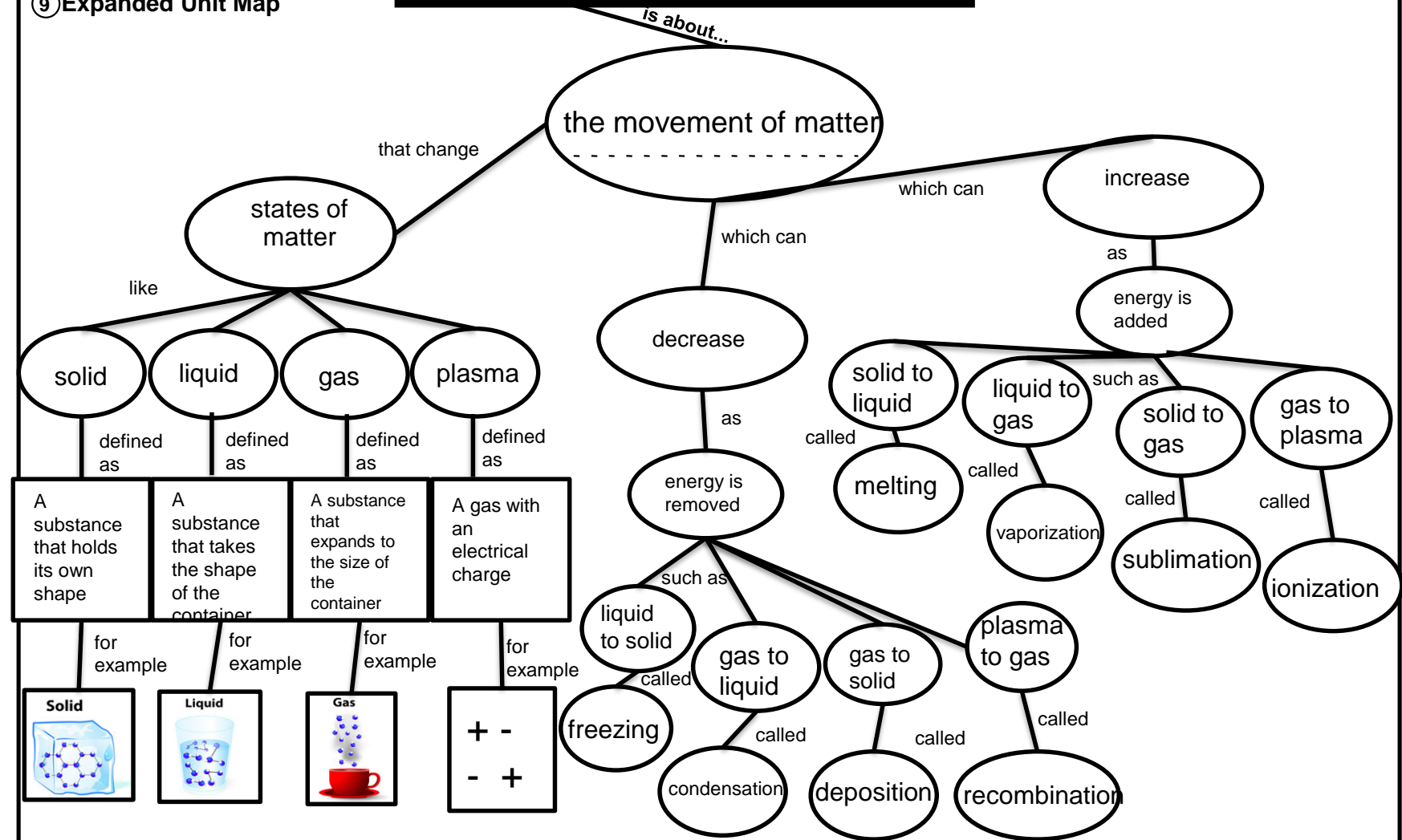
⑥ UNIT
RELATIONSHIPS

The Unit Organizer

Unit 1.3: States and Changes of Matter

NAME _____
DATE _____

9 Expanded Unit Map



10
NEW
UNIT
SELF-TEST
QUESTIONS

8th Grade Unit 1 Organizers

Student Copy

The Unit Organizer

④ BIGGER PICTURE

NAME _____

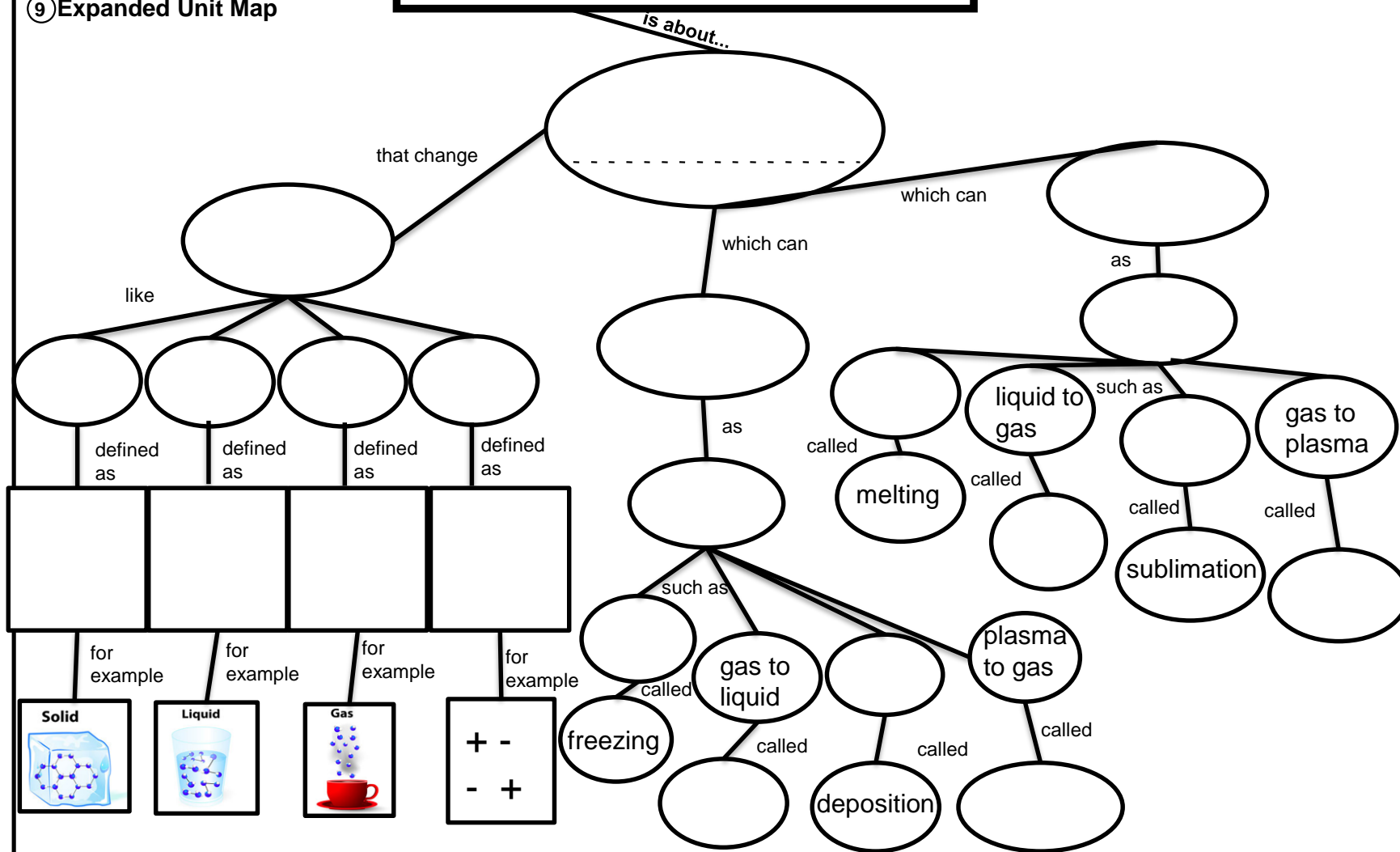
DATE _____

<div style="display: flex; justify-content: space-between; align-items: center;"> ← → </div>																																												
<p>② LAST UNIT/Experience</p>	<p>① CURRENT UNIT</p>	<p>③ NEXT UNIT/Experience</p>																																										
<p>⑧ UNIT SCHEDULE</p> <table border="1" style="width: 100%; border-collapse: collapse;"> <tr><td style="width: 20px; height: 20px;"></td><td style="height: 20px;"></td></tr> <tr><td style="width: 20px; height: 20px;"></td><td style="height: 20px;"></td></tr> <tr><td style="width: 20px; height: 20px;"></td><td style="height: 20px;"></td></tr> <tr><td style="width: 20px; height: 20px;"></td><td style="height: 20px;"></td></tr> <tr><td style="width: 20px; height: 20px;"></td><td style="height: 20px;"></td></tr> <tr><td style="width: 20px; height: 20px;"></td><td style="height: 20px;"></td></tr> <tr><td style="width: 20px; height: 20px;"></td><td style="height: 20px;"></td></tr> <tr><td style="width: 20px; height: 20px;"></td><td style="height: 20px;"></td></tr> <tr><td style="width: 20px; height: 20px;"></td><td style="height: 20px;"></td></tr> <tr><td style="width: 20px; height: 20px;"></td><td style="height: 20px;"></td></tr> <tr><td style="width: 20px; height: 20px;"></td><td style="height: 20px;"></td></tr> <tr><td style="width: 20px; height: 20px;"></td><td style="height: 20px;"></td></tr> <tr><td style="width: 20px; height: 20px;"></td><td style="height: 20px;"></td></tr> <tr><td style="width: 20px; height: 20px;"></td><td style="height: 20px;"></td></tr> <tr><td style="width: 20px; height: 20px;"></td><td style="height: 20px;"></td></tr> <tr><td style="width: 20px; height: 20px;"></td><td style="height: 20px;"></td></tr> <tr><td style="width: 20px; height: 20px;"></td><td style="height: 20px;"></td></tr> <tr><td style="width: 20px; height: 20px;"></td><td style="height: 20px;"></td></tr> <tr><td style="width: 20px; height: 20px;"></td><td style="height: 20px;"></td></tr> <tr><td style="width: 20px; height: 20px;"></td><td style="height: 20px;"></td></tr> <tr><td style="width: 20px; height: 20px;"></td><td style="height: 20px;"></td></tr> </table>																																											<p>⑤ UNIT MAP</p> <pre> graph TD A([]) --- is about B([]) A --- that change C([]) A --- which can D([]) A --- which can E([]) </pre>	
<p>⑦ UNIT SELF-TEST QUESTIONS</p>	<p>1. How does atomic theory relate to the states of matter?</p> <p>2. Differentiate between the four states of matter.</p> <p>3. How does the motion of particles change as you add energy?</p>																																											
<p>⑥ UNIT RELATIONSHIPS</p> <table border="1" style="width: 100%; border-collapse: collapse;"> <tr><td style="width: 20px; height: 20px;"></td><td style="height: 20px;"></td></tr> <tr><td style="width: 20px; height: 20px;"></td><td style="height: 20px;"></td></tr> <tr><td style="width: 20px; height: 20px;"></td><td style="height: 20px;"></td></tr> <tr><td style="width: 20px; height: 20px;"></td><td style="height: 20px;"></td></tr> <tr><td style="width: 20px; height: 20px;"></td><td style="height: 20px;"></td></tr> </table>																																												

The Unit Organizer

NAME _____
DATE _____

9 Expanded Unit Map



10 NEW UNIT SELF-TEST QUESTIONS