

blended learning professional with content enhancement

Jocelyn Washburn
SIM™ Professional Development Leader, Virginia

OBJECTIVES

- To explore the elements of blended learning for teachers
- To generate new ideas for the use of blended learning with SIM Content Enhancement Professional Development
- To provide feedback on our blended learning process



RESEARCH REVIEW:

Impacts and Implementation of Blended Learning

What is BLENDED LEARNING?

.....

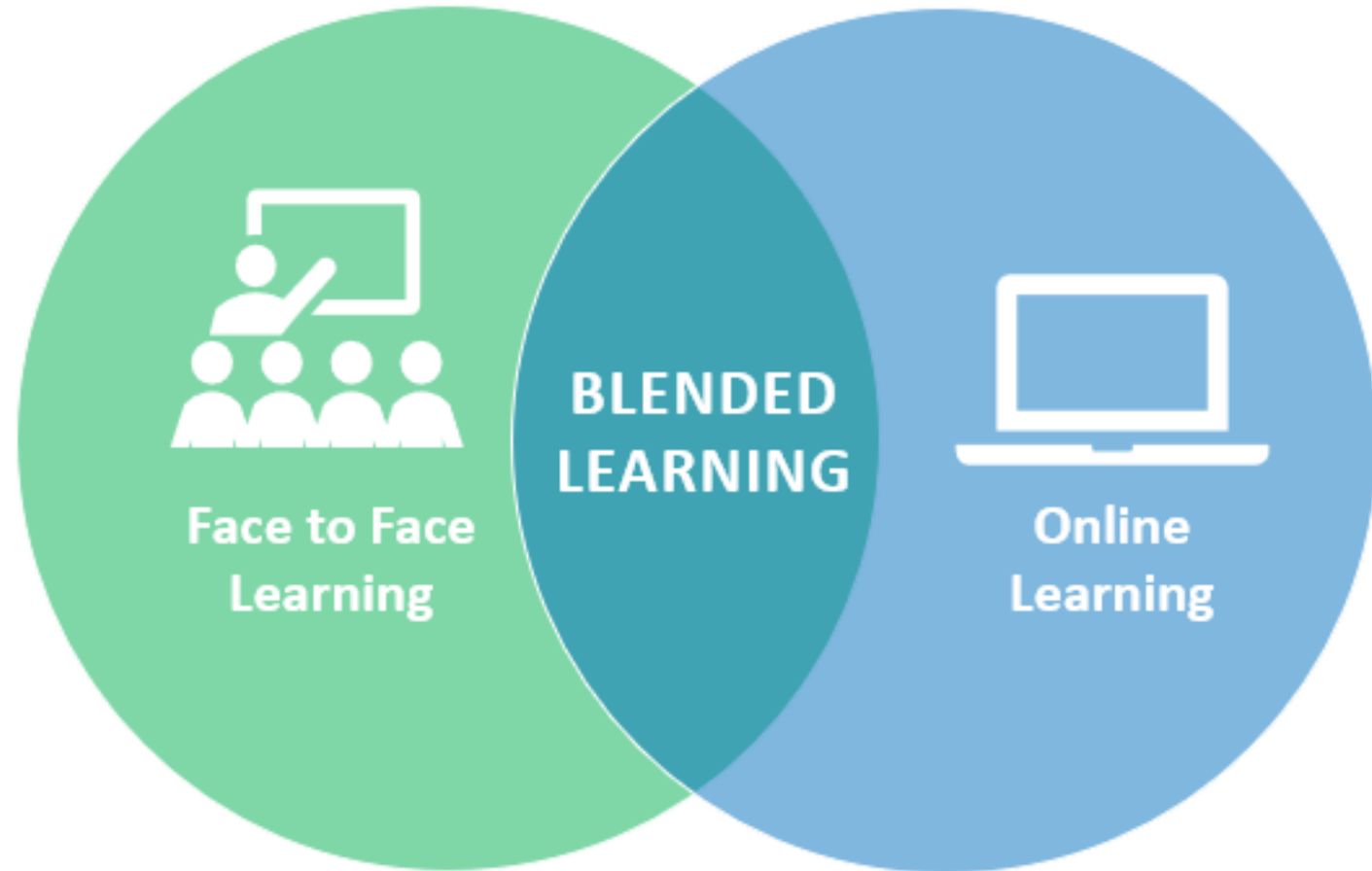
Blended learning is a personalized learning approach that combines online and face-to-face instruction to differentiate the content, pace, and difficulty of instruction for each student.

.....



Turn to Your Neighbor or Table Talk

- What are elements of face-to-face CER professional development?
- What resources are available to guide professional developers in effective practices?



The Experience We Offered

Unit Organizer Routine

The Unit Organizer

NAME _____
DATE _____

4 BIGGER PICTURE

2 LAST UNIT/Experience

1 CURRENT UNIT

3 NEXT UNIT/Experience

8 UNIT SCHEDULE

5 UNIT MAP

7 UNIT SELF-TEST QUESTIONS

6 UNIT RELATIONSHIPS

The unit organizer is a large rectangular form divided into several sections. At the top right, there is a space for 'NAME' and 'DATE'. Below this, a horizontal bar is divided into three parts: 'LAST UNIT/Experience', 'CURRENT UNIT', and 'NEXT UNIT/Experience'. Above the 'CURRENT UNIT' section is a larger box labeled 'BIGGER PICTURE'. To the left of the 'CURRENT UNIT' section is a 'UNIT SCHEDULE' section, which is a grid with 8 rows and 2 columns. Below the 'UNIT SCHEDULE' section is a 'UNIT SELF-TEST QUESTIONS' section. To the right of the 'UNIT SCHEDULE' section is a 'UNIT MAP' section, which contains a diagram of a central oval connected to six smaller ovals. Below the 'UNIT MAP' section is a 'UNIT RELATIONSHIPS' section.

The Unit Organizer

Expanded Unit Map

NAME _____
DATE _____


75 Along

Diagram illustrating a unit map structure with a central oval connected to five surrounding ovals.

NAME _____
UNIT _____
DATE _____

Course Organizer Routine

Teacher(s):	The	
Title:	Course Organizer	

<input type="radio"/> This Course: <div style="border: 1px solid black; border-radius: 15px; height: 40px; margin: 10px 0;"></div> <div style="position: relative; width: 100px; height: 20px; background-color: #f0f0f0; border: 1px solid black; border-radius: 10px; margin-left: 10px;"> it about </div> <input type="radio"/> Course Questions:	<input type="radio"/> Course Standards: What? How? Value? Content: Process: <div style="border: 1px solid gray; padding: 5px; text-align: center; font-weight: bold; margin-top: 10px;">Course Progress Graph</div> 
---	---

```

graph TD
    CM[COURSE MAP] --> TC[This course:]
    TC -- includes --> LR[7 LEARNING RITUALS]
    LR --- CP[6 COMMUNITY PRINCIPLES]
    LR --- PO[8 PERFORMANCE OPTIONS]
    LR --> CC[4 CRITICAL CONCEPTS]
    CC --> LU([5 Learned in these UNITS])
    LU --- U1([ ])
    LU --- U2([ ])
    LU --- U3([ ])
    LU --- U4([ ])
    LU --- U5([ ])
  
```


The Experience We Offered


Launched in August



Guidebook mailed to each participant with a brief reading assignment



Sent a link to watch a Unit Organizer overview video





Gathered via Google Hangout for an overview, Q & A about process, and flexible goal setting



A Blended Learning Opportunity with SIM™ Content Enhancement Routines for Planning & Leading Learning The Unit Organizer Routine and The Course Organizer Routine 2017-2018

The VDOE recognizes individuals' efforts and promotes the continuation and spread of evidence-based practices within schools across the Commonwealth. The table below describes items to complete in order to learn the *Unit Organizer Routine* through a self-guided and self-paced professional learning experience with the support of SIM Professional Development Leaders, Jocelyn Washburn and Helen Barrier, at the T/TAC at Virginia Tech. The KUCRL has developed a micro-credentialing system through BadgeList.com that recognizes implementation and eventually leads to the ability to instruct others. A micro-credential can function as a signal, within and outside of the system, of the educational investment made by an educator. The micro-credential can be made public via Linked In, Twitter, Facebook or on a Mozilla Backpack. A school or teacher can feature them on their websites; the badge URL can be shared on vitae and resumes. The micro-credentials can be earned individually and subsequent levels can build upon previous levels. The VDOE is showing their commitment to teachers implementing evidenced-based practices and improving outcomes for students by providing this opportunity at no expense to you.

Micro-credential Badges	Items to Complete for Self-Guided and Self-Paced Professional Learning
 <p>Level 1: Professional Learning (PL) Badge.</p> <p>Earned by participating in instruction of a SIM Content Enhancement Routine</p> <p>\$10.00 Fee paid by VDOE</p>	<ul style="list-style-type: none"> <input type="checkbox"/> Read the Strategam article <i>The Unit Organizer Routine: Teaching More by Teaching Through the Big Ideas</i>. <input type="checkbox"/> Watch the <i>Unit Organizer Routine Part I</i> video. <input type="checkbox"/> Participate in a virtual conference call. <input type="checkbox"/> Watch the <i>Unit Organizer Routine Part II</i> video. <input type="checkbox"/> Draft a UO while watching the above video. <input type="checkbox"/> Complete a device checklist on your UO. <input type="checkbox"/> Email a draft UO to Helen and Jocelyn and we'll follow-up to schedule a call to discuss your draft UO and discuss implementation. <input type="checkbox"/> Make adjustments to your first UO. <input type="checkbox"/> Sign in OR Click "Sign-up" and create a new account on Badge List. https://www.badgelist.com/SIM-Content-Enhancement If new account, use your personal email not your division. You will receive an email enabling your account. <ul style="list-style-type: none"> <input type="checkbox"/> Choose Professional Learning (PL) Badge for the Unit Organizer. <input type="checkbox"/> Enter date of participation of initial professional development. This is the date when you submitted your draft UO to Helen and Jocelyn. <input type="checkbox"/> Submit a reflection of implementation. <p>Suggested to complete by September 15, 2017 KU will award badge by email.</p>
 <p>Level 2: Fidelity of Implementation (FI) Badge</p> <p>Earned by demonstrating fidelity of implementation of a SIM Content Enhancement Routine with students</p> <p>\$40.00 Fee paid by VDOE</p>	<ul style="list-style-type: none"> <input type="checkbox"/> Watch video of a teacher launching a UO. Complete implementation checklist while watching. <input type="checkbox"/> In our Google Community Post one compliment and one suggestion for improvement for the video above. <input type="checkbox"/> Launch a new unit with your students using the UO. <input type="checkbox"/> Schedule a call with Helen or Jocelyn to debrief about your first implementation experience. <input type="checkbox"/> Video a launch of a new unit with your students. <input type="checkbox"/> Email video link to Helen and Jocelyn and we'll follow-up to schedule a call to share feedback on your video. <input type="checkbox"/> Participate in a virtual conference call about use of UO Expanded Map and integrating the other CER you know with the UO. <input type="checkbox"/> Upload evidence to Badge List. Items to post: <ul style="list-style-type: none"> <input type="checkbox"/> Partner with an active SIM Professional Developer (provide Helen and Jocelyn's names). <input type="checkbox"/> Develop a Draft Content Enhancement Routine (upload a UO). <input type="checkbox"/> Co-construct & instruct with students (write statement about co-constructing and instruction with students). <input type="checkbox"/> Use the selected Content Enhancement Routine frequently (write statement about use). <input type="checkbox"/> Submit an Implementation Portfolio (see details on Badge List). <input type="checkbox"/> Submit a log (see details on Badge List). <p>Suggested to complete by: October 30, 2017 KU will award badge through email.</p>

Note: Level 3 and 4 are options that we'll discuss in December 2017. For more information on the requirements for each item, please visit the Badge List website (<https://www.badgelist.com/SIM-Content-Enhancement>) or inquire with your SIM Professional Developer(s).

Google+

Communities

Search Google+

THE UNIT ORGANIZER ROUTINE

THE COURSE ORGANIZER ROUTINE

7 members - Private

UO & CO Blended Learning Community

MANAGE

Search Community

What do you want to share?

Helen Barrier
Owner
Discussion
30w

We hope you have received your Course Organizer guidebooks by now and you can move forward to watching the video on building your first Course Organizer draft. Feel free to use the paper template we slipped in your guidebook or, attached you will find the digital template if you prefer. Jocelyn and I look forward to receiving your draft when you are ready!

CO Template.ppt

Helen Barrier
Owner
Discussion

Great call today everyone! Jocelyn and I are grateful for your time at this very busy time of year. Below is the folder with

1. FRAME: Notes from today's conversation regarding the common components of all Content Enhancement Routines .
2. Video (Part 2) that will explicitly take you through the parts of the Unit Organizer device. Have your guide...

Vidoe Part 2 & FRAME - Google Drive

My Account · Search · Maps · YouTube · Play · News · Gmail · Drive · Calendar · Google+ · Translate · Photos · More · Shopping · Wallet · Finance · Docs · Books · Blogger · Contacts · Hangouts · ...

drive.google.com

Add a comment...

+1 2

Jocelyn Washburn
Moderator
Discussion
31w

<https://plus.google.com/communities/117111725611509138052?cfem=1>

Request for
Feedback

Table Talk
First

- What is the greatest benefit to our blended learning experience?
- How can we improve the effectiveness of this professional learning experience?
- What cautions are needed?

2017 SIM Survey

What SIM educators would like to see more of:

If you offered online courses to teach these routines and strategies, I would be first in line. ~ *Private Practice, CA*

I would like to see the materials updated, so that they retain relevance for the students. ~ *Middle School Teacher, GA*

I am a virtual teacher and it would be great if more of the resources were online instead of me having to scan in the papers. ~ *Middle School Teacher, SC*



Potential Applications

- Consider your own opportunities to implement blended learning for adults.
 - Topic?
 - Technology platform?
 - Structure?
 - Use of micro-credentials?
- Share with whole group.



2018 KUCRL Learning Conference



July 17-19, 2018
DoubleTree by Hilton
Lawrence, KS

Let us know your thoughts about this session!
Complete a session evaluation:

<https://www.surveymonkey.com/r/2018CRL>

or scan the evaluation QR code
(above or on your conference program).