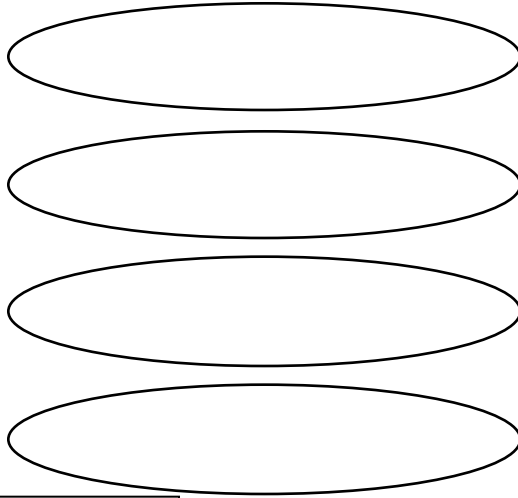


# CONCEPT DIAGRAM

Key Words

EXPLORE EXAMPLES

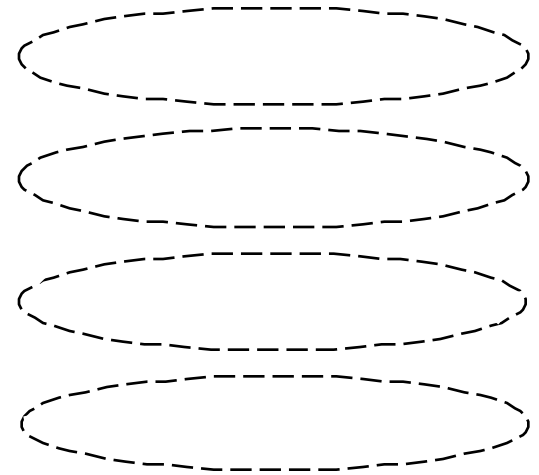
Examples:



Four solid ovals stacked vertically, intended for writing examples of the concept.

PRACTICE WITH  
NEW EXAMPLE

Nonexamples:



Four dashed ovals stacked vertically, intended for writing nonexamples of the concept.

NOTE KEY WORDS

Always Present

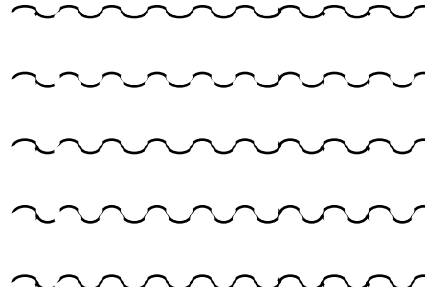
Sometimes Present

Never Present


CLASSIFY  
CHARACTERISTICS



Six solid horizontal lines stacked vertically, intended for listing characteristics of the concept.



Six wavy horizontal lines stacked vertically, intended for listing characteristics of the concept.



Six dashed horizontal lines stacked vertically, intended for listing characteristics of the concept.

CONVEY CONCEPT

CONCEPT

OFFER OVERALL

TIE DOWN A  
DEFINITION



A large empty rectangular box intended for writing a definition of the concept.