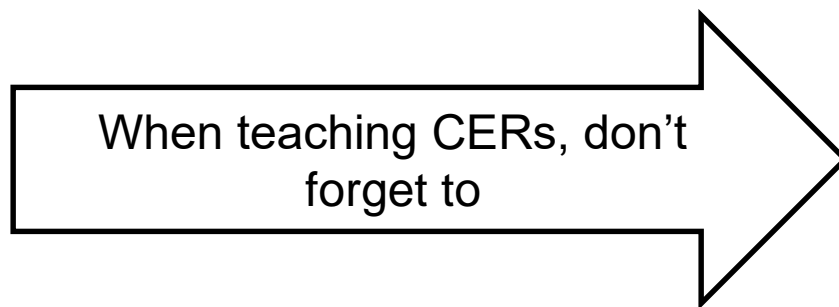


# 8<sup>th</sup> Grade Unit 3 Organizers

## Teacher Copy

### Cue Do Review Quick Reference Guide



## Teacher Notes

Other Content  
Enhancement Routines  
that can be used during  
this Unit:

- Conservation of Mass  
FRAME

#### Cue

1. Name the Routine
2. Explain how the routine will help students learn
3. Explain to students how they should participate

#### Do

4. Implement the linking steps
5. Ask students probing questions in order to co-construct the device
6. Provide positive and corrective feedback if necessary

#### Review

7. Ask questions about the critical content on device
8. Ask questions about the learning process and how the device works
9. Model how to use the device as a study tool, guide for doing other work

# The Unit Organizer

④ BIGGER PICTURE

NAME \_\_\_\_\_  
DATE \_\_\_\_\_

Atoms being combined into the things we use

② LAST UNIT /Experience  
Molecules and Compounds

① CURRENT UNIT  
Chemical Reactions

③ NEXT UNIT /Experience  
Acids, Bases &  
Salts

⑧ UNIT SCHEDULE

⑤ UNIT MAP

is about...

how matter is  
conserved

through

Chemical  
change

Physical  
change

UNIT SELF-TEST  
QUESTIONS

⑦

In your own words, define the law of conservation of mass.  
How is a chemical change different than a physical change?  
When you boil water it appears that the water is disappearing,  
according to the law of conservation of mass, what is actually  
happening?

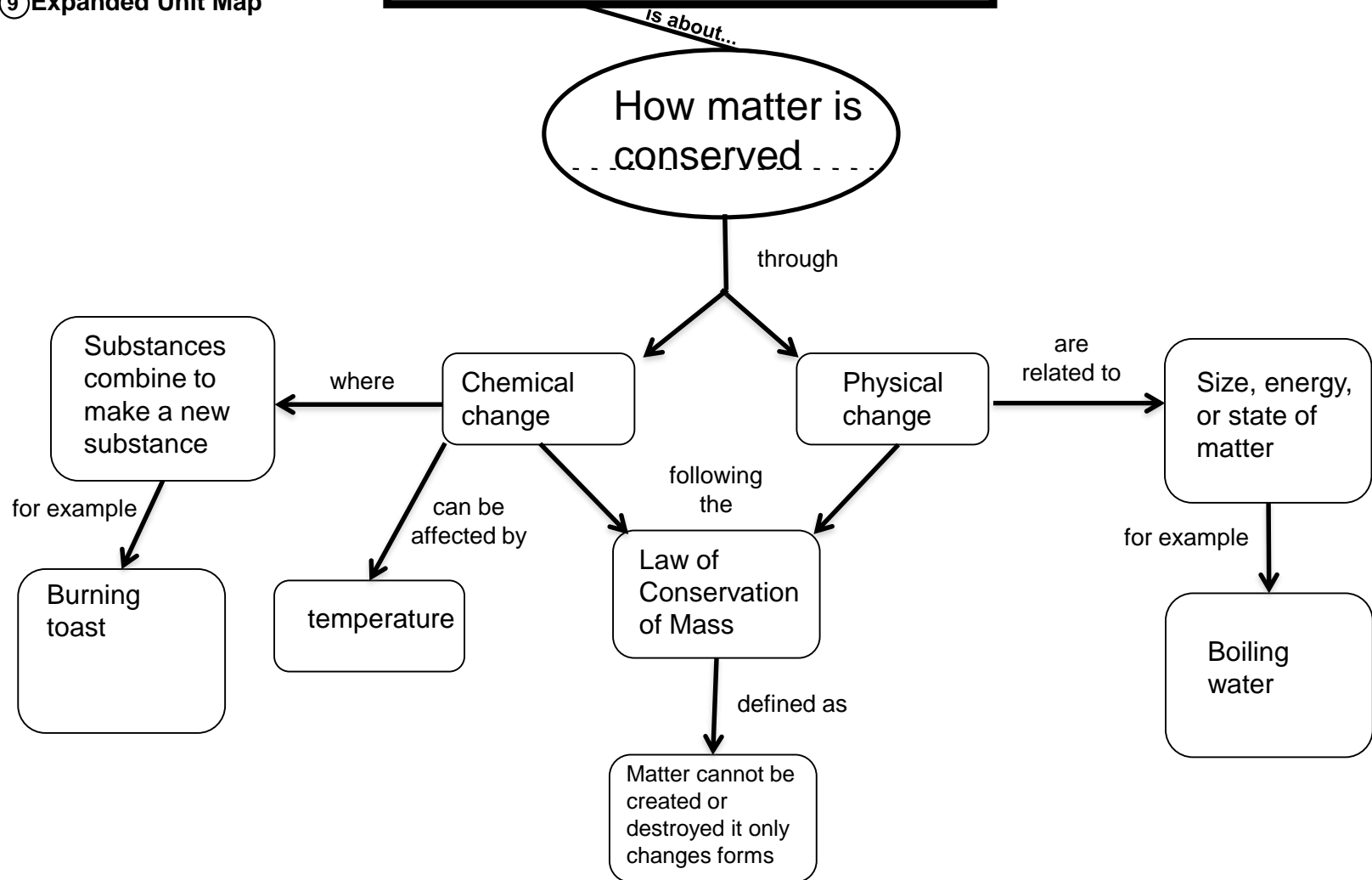
Differentiate  
Explain  
Demonstrate  
Describe  
Explore  
Conclude  
Investigate

RELATIONSHIPS

⑥

UNIT

### 9 Expanded Unit Map



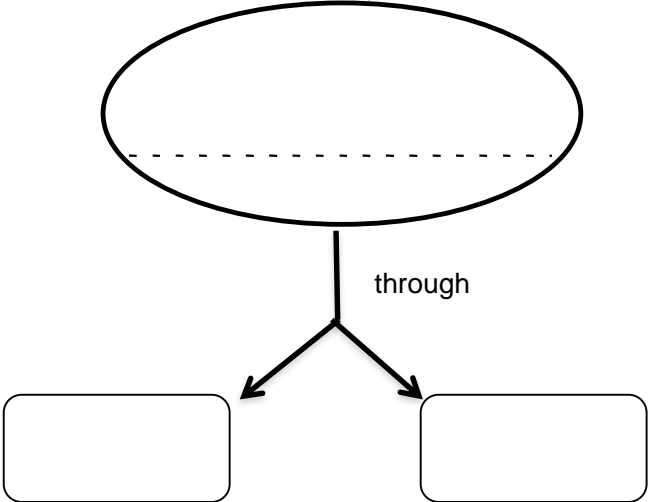
# 8<sup>th</sup> Grade Unit 3 Organizers

## Student Copy

# The Unit Organizer

④ BIGGER PICTURE

NAME \_\_\_\_\_  
DATE \_\_\_\_\_

② LAST UNIT /Experience		① CURRENT UNIT		③ NEXT UNIT /Experience																															
⑧ UNIT SCHEDULE		⑤ UNIT MAP																																	
<table border="1"><tr><td></td><td></td></tr><tr><td></td><td></td></tr><tr><td></td><td></td></tr><tr><td></td><td></td></tr><tr><td></td><td></td></tr><tr><td></td><td></td></tr><tr><td></td><td></td></tr><tr><td></td><td></td></tr><tr><td></td><td></td></tr><tr><td></td><td></td></tr><tr><td></td><td></td></tr><tr><td></td><td></td></tr><tr><td></td><td></td></tr><tr><td></td><td></td></tr><tr><td></td><td></td></tr></table>																																<p>is about...</p> <div></div>			
⑦ UNIT SELF-TEST QUESTIONS		In your own words, define the law of conservation of mass. How is a chemical change different than a physical change? When you boil water it appears that the water is disappearing, according to the law of conservation of mass, what is actually happening?		⑥ UNIT RELATIONSHIPS																															
				<table border="1"><tr><td></td></tr><tr><td></td></tr><tr><td></td></tr><tr><td></td></tr></table>																															

### 9 Expanded Unit Map

